



2025 Undergraduate *Senior Survey Report*

May 2025

SUBJECT: 2025 Calvary Undergraduate Graduate Survey

The following report is the result of the 2025 Graduate Survey. The survey was administered to graduating students prior to Commencement using Microsoft Forms. All graduating undergraduate students were invited by email to participate. Out of 40 graduates 37 submitted surveys for a response rate of 93%. These results are provided so that they may be incorporated to guide decision making for institutional and departmental changes and for use in 2025 Department Assessment reports.

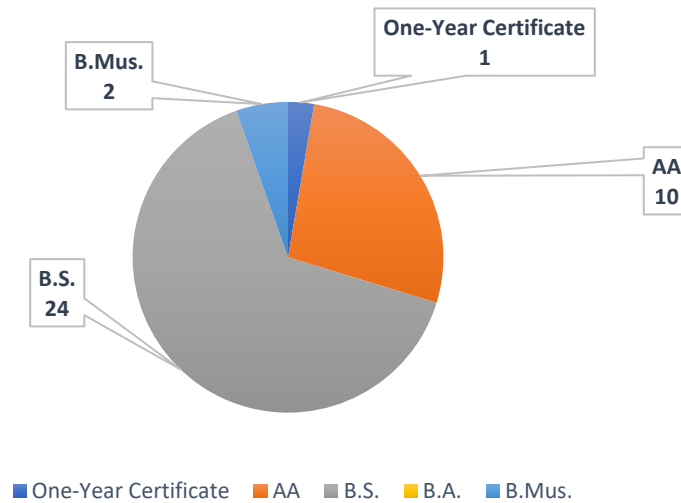
Copies of the 2025 University Undergraduate Graduate Survey Report will be given to the President's Cabinet, the Retention Committee, and the Institutional Effectiveness Committee. The report will also be placed on shared files for use by all departments and committees.

For raw data or more detailed information, please contact the Office of Institutional Effectiveness.

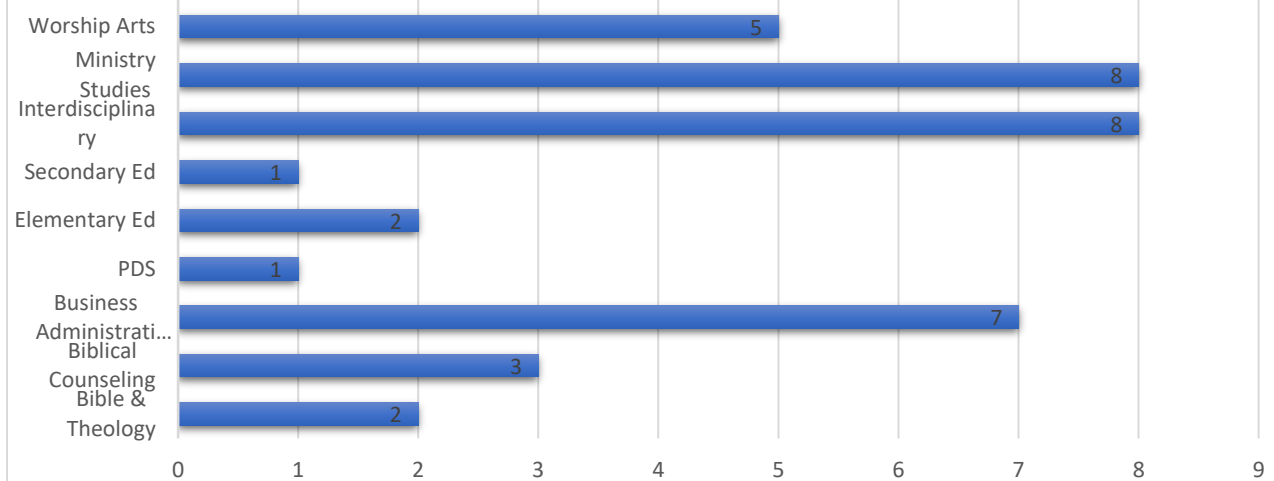
Signed,

Dr. Teddy Bitner
Interim Director of Institutional Effectiveness
Chairman: Institutional Effectiveness Committee

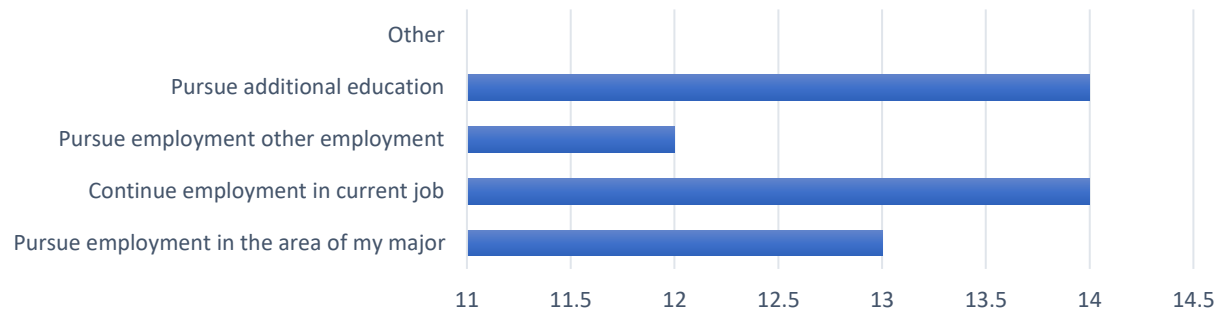
Degree Earned



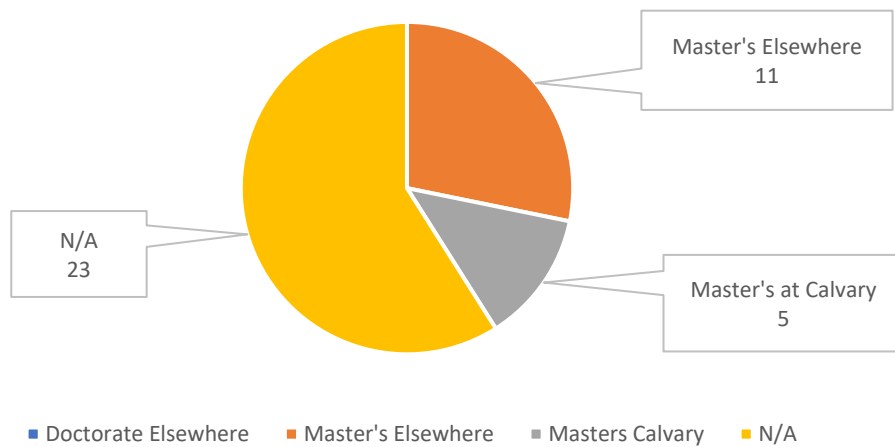
Undergraduate Majors



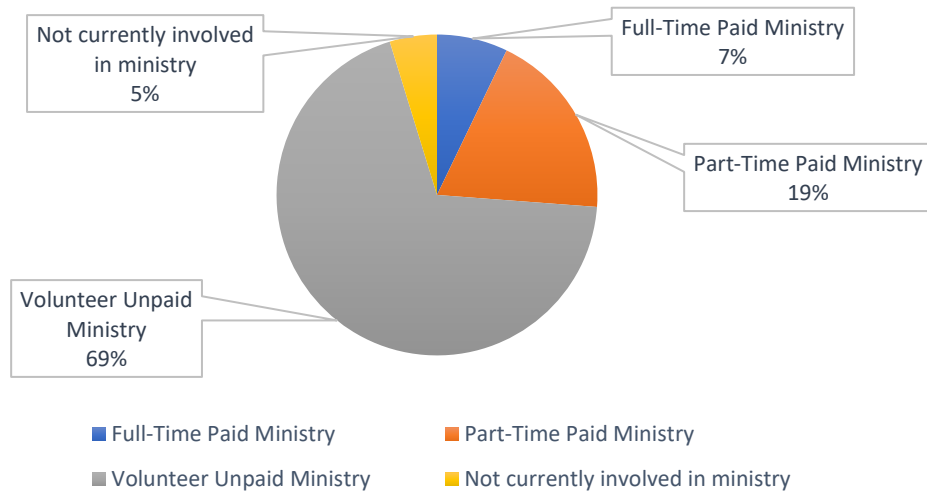
Post-Graduation Plans



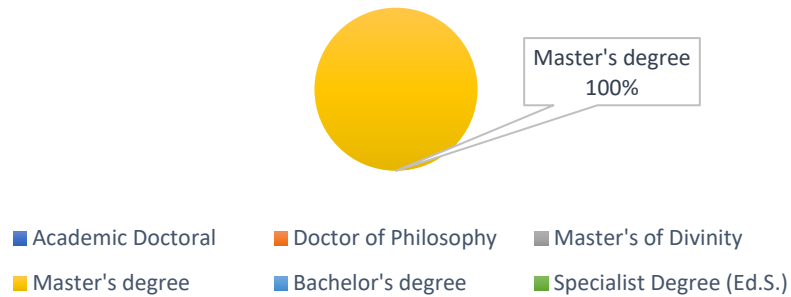
Additional Education Plans



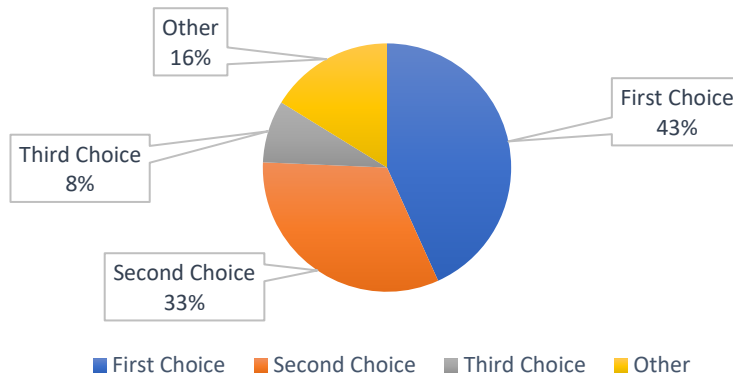
Current Ministry Involvement



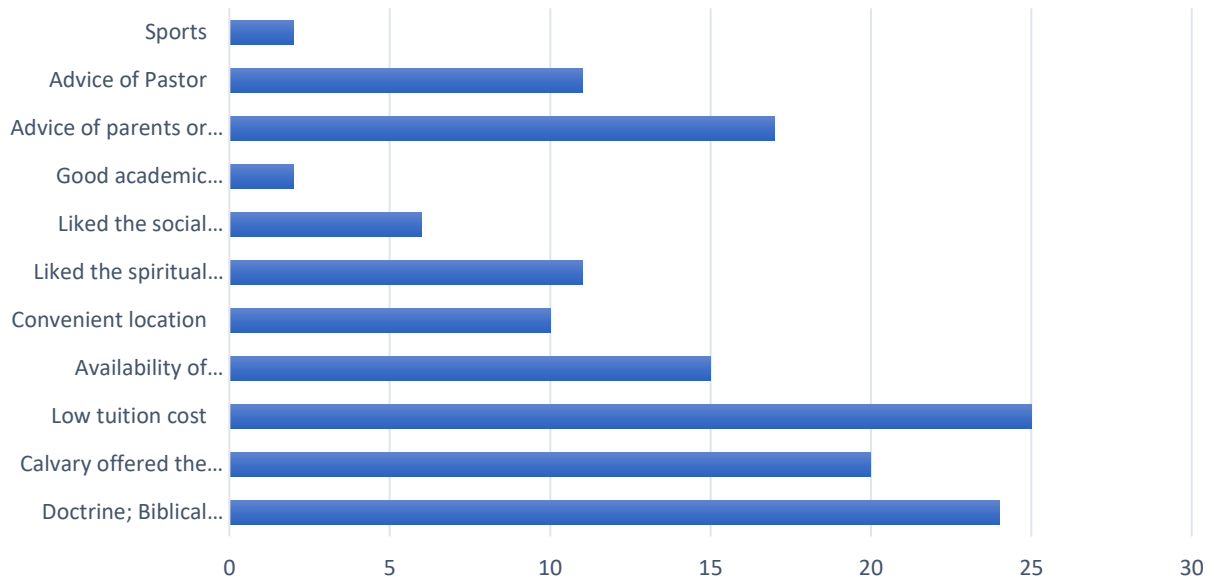
Highest Degree Graduates Intend to Earn



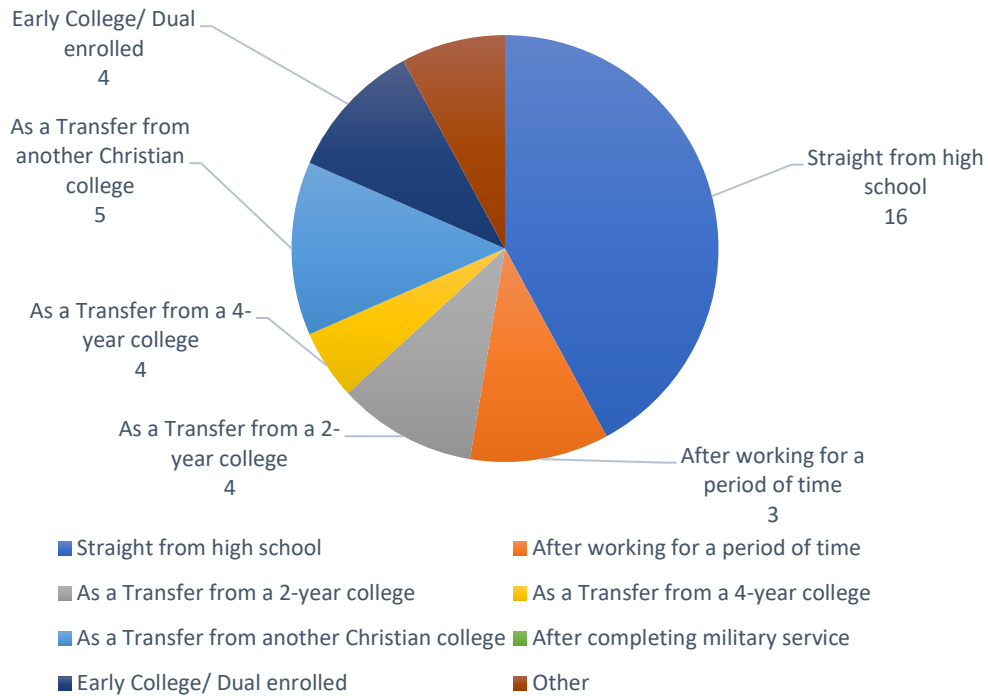
Ranking of Calvary Among College Choices at Time of Entry (37 responses)



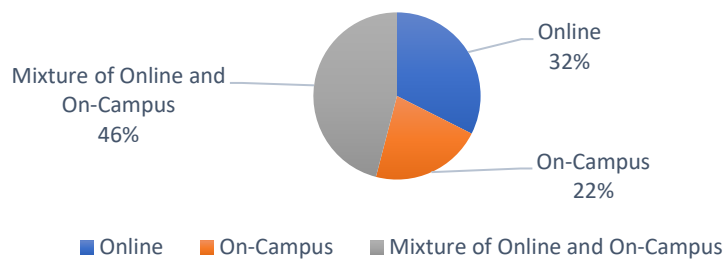
Reasons for Attending Calvary Respondents could choose more than one



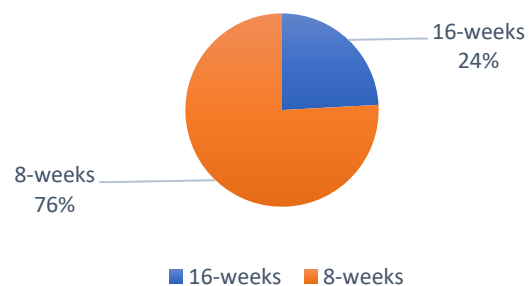
First Entered CU...



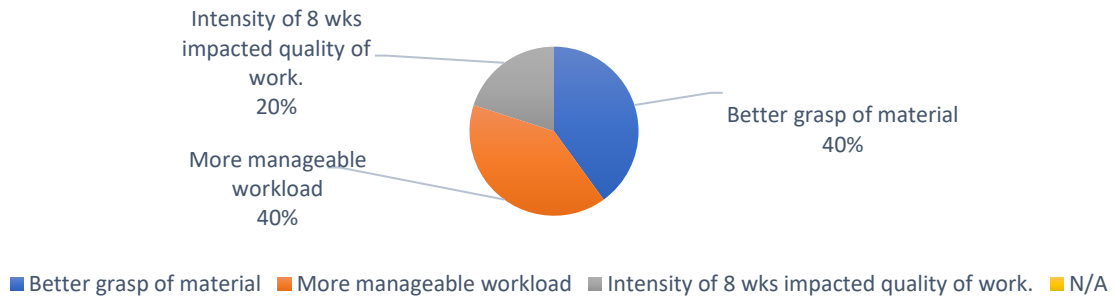
Primary Course Enrollment



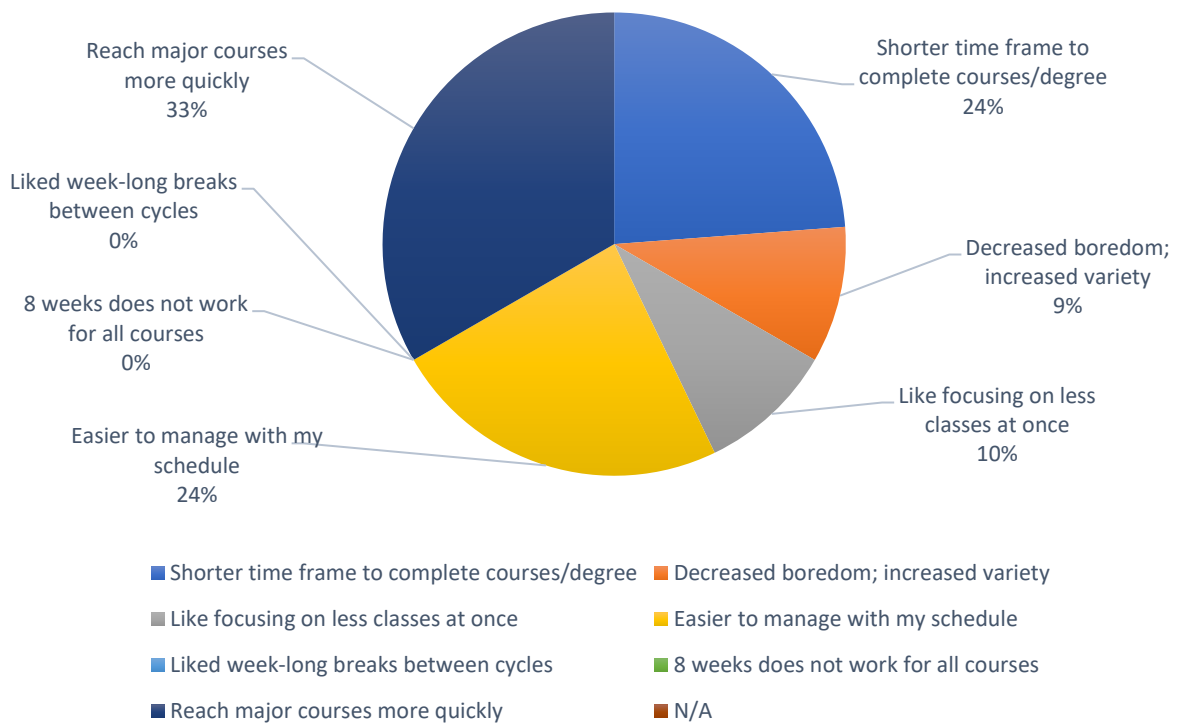
Preferred Course Delivery



Reasons Students Preferred 16 Weeks



Reasons Students Preferred 8 Weeks



Graduates' Experience of Calvary's Effectiveness

Graduates were asked to evaluate and rate the effectiveness of various institutional services based upon the graduate's personal experience on a scale of 1 to 5; 1 being very dissatisfied and 5 being very satisfied. Beginning in 2021, graduates could also respond that they were neither satisfied, nor dissatisfied.¹

Service or Activity	2025		2024		2023		2022	
Admissions	4.50	A-	4.31	B	4.35	B+	4.09	B-
Registrar	4.25	B	4.44	B+	4.43	B+	4.18	B
Academic Advising	4.45	B+	4.64	A-	4.42	B+	4.26	B
Accommodations Support Office	4.20	B	4.27	B	4.48	A-	4.27	B
Clark Academic Center	4.46	B+	4.54	A-	4.38	B+	4.40	B+
Athletic Department	4.00	B	4.33	B+	N/A		N/A	
Intercollegiate Athletics Programs	3.77	C	4.50	A-	4.42	B+	4.31	B
Recreational Activities	3.80	C	4.11	B-	4.29	B	3.91	C+
Financial Aid Office	4.42	B+	4.08	B-	4.16	B	3.77	C
Cashier's Office	4.41	B+	4.11	B-	4.07	B-	3.94	C+
Billing and Payment Procedures	4.28	B	4.00	B-	4.00	B-	3.58	C-
Dining Hall	3.74	C	4.44	B+	3.64	C	3.88	C+
Library	4.41	B+	4.42	B+	4.30	B	4.40	B+
Warrior Café'	4.55	A-	4.58	A-	4.63	A-	4.56	A-
Campus Security	3.91	C+	4.33	B+	4.36	B+	4.20	B
IT Department	4.43	B+	4.58	A-	4.47	B+	N/A	
Internet Service	4.00	B-	4.26	B	3.86	C+	3.81	C
Chapel	3.63	C	4.00	B-	3.92	C+	3.95	C+
Student Development	4.20	B	4.59	A-	4.14	B	4.21	B
Receptionist / Front Desk	4.38	B+	4.41	B+	4.39	B+	N/A	
Practical Christian Ministries Dept.	4.60	A-	4.60	A-	4.44	B+	N/A	

¹ Grading Scale Cutoffs: 97= A+ | 93 = A | 90 = A- | B+ = 87 | B = 83 | B- = 80 | C+ = 77 | C = 73 | C- = 70
| D+ = 67 | D = 63 | D- = 60 | F = 0

Graduates' Satisfaction with Calvary University

Graduates were asked to evaluate and rate their satisfaction with various aspects of Calvary based upon the graduate's personal experience on a scale of 1 to 5; 1 being very dissatisfied and 5 being very satisfied. Beginning in 2021, graduates could also respond that they were neither satisfied, nor dissatisfied.²

Aspect of Calvary	2025		2024		2023		2022	
Testing and Grading System	4.09	B-	4.26	B	4.23	B	4.05	B-
Quality of Instruction in Major	4.27	B	4.34	B+	4.27	B	4.30	B
Availability of instructors	4.34	B+	4.55	A-	4.25	B	4.15	B
Attitude of faculty toward students (<i>Interactions</i>)	4.27	B	4.37	B+	4.25	B	4.30	B
Availability of non-teaching staff	4.22	B	4.41	B+	N/A		N/A	
Attitude of non-teaching staff toward students (<i>Interactions</i>)	4.21	B	4.41	B+	4.28	B	4.38	B+
Concern for you as an individual	4.21	B	4.30	B	4.20	B	4.08	B-
Variety of courses offered	4.19	B	4.33	B+	4.22	B	4.21	B
Preparation for future occupation	N/A		N/A		4.18	B	4.13	B
General registration process	4.38	B+	4.44	B+	4.27	B	4.22	B
Opportunities for student employment	4.11	B-	4.55	A-	4.45	B+	3.91C+	3.62
Theological distinctives of Calvary	4.33	B+	4.19	B	4.37	B+	4.34	B+

² Grading Scale Cutoffs: 97= A+ | 93 = A | 90 = A- | B+ = 87 | B = 83 | B- = 80 | C+ = 77 | C = 73 | C- = 70
| D+ = 67 | D = 63 | D- = 60 | F = 0

Preparation and Readiness

Graduates were asked to assess and rate their readiness for employment and ministry on a scale of 1 to 5; with 1 meaning they strongly disagreed and 5 meaning they strongly agreed with the statements below.³

Experience at Calvary	2025		2024		2023		2022	
Calvary has prepared me professionally for my employment.	3.92	C+	3.16	D	Not surveyed		4.00	B-
Calvary has prepared me professionally for ministry.	4.28	B	4.37	B+	4.41	B+	4.14	B
If I could start college or grad school over, I would choose to attend Calvary.	3.57	C-	4.05	B-	4.28	B	4.02	B-
If I could start college or grad school over, I would select the same major area of study.	3.89	C+	4.16	B	4.55	B+	4.04	B-
My college education has improved my quality of life.	3.86	C+	4.14	B-	4.37	B+	4.26	B

³ Grading Scale Cutoffs: 97= A+ | 93 = A | 90 = A- | B+ = 87 | B = 83 | B- = 80 | C+ = 77 | C = 73 | C- = 70 | D+ = 67 | D = 63 | D- = 60 | F = 0

Calvary's Impact on Students' Personal Growth

Graduates were asked to identify how much their education at Calvary contributed to their personal growth in the following on a scale of 1 to 5. One being very little and 5 being very much. Beginning in 2021, graduates could also respond with 0, none at all.⁴

Areas of Personal Growth	2025		2024		2023		2022	
Writing effectively	3.91	B-	4.13	B-	4.47	B+	4.01	B-
Speaking effectively	3.83	B-	3.89	B-	4.52	A-	3.40	D+
Constructing sound conclusions from quantitative & qualitative data	3.97	B-	3.76	B-	4.37	B+	N/A	
Working independently	4.17	B-	4.00	B-	4.49	A-	3.85	C+
Handling stress in my life	3.47	C-	3.84	B-	3.57	C-	N/A	
Learning on my own	4.14	B-	4.16	B-	4.47	B+	3.69	C
Conducting research	4.21	B-	3.95	B-	N/A		N/A	
Conducting Biblical research	4.46	A-	4.42	A-	4.44	B+	N/A	

Understanding consumer issues	3.69	C-	3.41	C-	4.00	B-	2.91	F
Caring for my own physical health	3.49	C-	3.58	C-	3.93	C+	3.00	D-
Caring for my own spiritual health	4.27	A-	4.16	B-	4.49	A-	3.90	C+
Working cooperatively as a group	4.06	B-	3.81	B-	4.32	B	3.20	D
Organizing time effectively / time management	3.83	B-	3.86	B-	4.07	B-	3.75	C
Recognizing rights and responsibilities as a citizen	3.84	B-	3.37	C-	4.10	B-	3.00	D-
Planning and carrying out projects	4.06	B-	4.11	B-	4.28	B	3.67	C
Preparedness to biblically evaluate different philosophies and cultures	4.26	A-	4.26	A-	4.40	B+	3.82	C
Understanding and appreciating the arts	4.12	B-	3.76	B-	4.29	B	3.38	D+
Understanding and applying the scientific principles and methods	3.73	C-	3.40	C-	4.16	B	2.91	F
Living according to a biblical worldview	4.73	A-	4.37	A-	4.65	A	4.01	B-

NOTE: The Graduate Survey data of 2021 and 2022 mistakenly included graduate/seminary student responses with the undergraduate responses.

⁴ Grading Scale Cutoffs: 97= A+ | 93 = A | 90 = A- | B+ = 87 | B = 83 | B- = 80 | C+ = 77 | C = 73 | C- = 70 | D+ = 67 | D = 63 | D- = 60 | F = 0

Sources of Funding

Graduates were asked to indicate source(s) of financial support received from the categories below.

Statistics reflect a percentage of responses that selected each category.

Sources of Funding	2025					
	Very Much	Quite a Bit	Moderate Amount	Some	Very Little	None at all
Parents, relatives or friends	24%	5%	14%	16%	19%	22%
Employment by Calvary	3%	3%	11%	16%	5%	62%
FT Employment, while attending school	24%	3%	8%	8%	0%	57%
PT Employment, while attending school	24%	14%	8%	14%	5%	35%
Summer employment	16%	16%	8%	8%	5%	46%
Personal savings	35%	16%	19%	5%	3%	22%
Spouse's income	5%	0%	5%	3%	3%	84%
Social Security benefits	3%	0%	3%	0%	0%	94%
Veteran's benefits	3%	3%	3%	3%	0%	88%
Educational grants (Pell, Private, etc.)	30%	8%	14%	5%	8%	35%
Scholarships from Calvary	24%	19%	22%	11%	3%	22%
Scholarships - other sources (Private, Federal, etc.)	5%	5%	14%	5%	11%	59%
Loans (Student loans, bank loans, etc.)	16%	5%	5%	11%	3%	59%
Reimbursement by employer	3%	0%	5%	0%	0%	92%
Other	0%	5%	3%	11%	5%	76%

2025 Debt Responses

Of those graduating with debt, average debt load:	\$10,672
Number of students responding with debt:	12
Number of students responding with no debt:	25

Written Comments

I had a great experience with Calvary. The only real difficulty that I ever had was in a science class that required an exam to be taken through a book/study program and then from that program to be transferred into a lock down browser. I had a great computer, but the lock down browser made it impossible for me to take those exams. They had to be bypassed by the professor and the program administrators. Afterwards, my computer never returned to its previous performance. Other than that, my experience was fabulous!

I am very thankful for the opportunity to come to a Christian college and get to learn more about God's Word and be surrounded by believers. There were some good moments and some not great moments, but God has really shown me a lot through my time at Calvary.

Great experience, only downside was athletics sometimes overshadowed spiritual and academic rigor in ways that affect even non athletes.

Thank you all for helping me get to where I am at

Keep helping students pursue the Lord

I have been enriched from my classes at Calvary as I serve God in Child Evangelism Fellowship. Thank you!

An optional class on how to make videos, just as there are mandatory classes on how to write essays would be very useful. I still only know how to record myself in PowerPoint (and I just figured that out this semester.) 😊

Comment at this location redacted and provided to the appropriate department head for review and improvement

The professors have been incredibly kind and understanding. They're always ready to help in every way and are proactive about ensuring a good education. They truly do it all to the glory of God and it has deeply aided in my experience with doing Calvary online.

I fear for the future of your students who have developmental and complex health needs and hope that they will find success and the help they need to accomplish their educational and career goals. Your staff needs to be trained on how to respond to and teach students with developmental disabilities and to respond to them in care and with a desire to help them. Your website needs to be user-friendly so a student that has high needs can easily find the staff they need to contact for help. Your staff needs to respond to these emails and calls in a timely manner and in a collaborative, not dictatorial, manner. Your staff needs to trust and believe in their students and assume the best out of them and be honored when they share struggles with them. Do not doubt the student but aim to help them. Your staff needs to prioritize in-person or over-the-phone meetings and not emails. Your advisors need to respond, introduce themselves, and make themselves available. Your staff needs to be forgiving when a student

with developmental disabilities does not understand an assignment or a grading procedure and work with them. Do not hold grudges and help your student move forward. Your staff needs to assume the best and stop holding grudges. When there is a problem, your staff needs to immediately reach out to that student and seek clarity and reconciliation over the phone or in a virtual meeting if not in person. Calvary needs to value their online and developmentally disabled students more. Instead of focusing so much on teaching and emphasizing Biblical mandates, theology, and philosophies, match and balance your teaching with your character. I have been an online student for 3 years. I speak about the generality of your staff. The one and only staff member I have felt truly valued and helped by and been taught and communicated with in both respect and availability was my math teacher, Mr. Kurt Bricker. He knew the fullness of my developmental and learning disabilities, and although he did not fully understand my struggles, I was not met with silence, shame, or passiveness. He sought me out to help and teach me both in and out of his work hours. That was almost 2 years ago. He is the only reason I do not put strongly disagree on every prompt. I highly and out of my full love and hope for you, encourage you seek his council in redeeming yourselves. With will, there is a way. Be blessed, and let God work. You have a good thing here. Don't let it be in vain.

My time at Calvary University has been a unique and enriching experience. As an international student, I've appreciated the welcoming environment and the emphasis on biblical integration in academics. The faculty and staff have been supportive, and I've had opportunities to grow both spiritually and academically. While there have been challenges along the way, I'm grateful for the experience and the connections I've made here.

The faculty genuinely care about students' growth, both academically and spiritually, which has been a great encouragement.