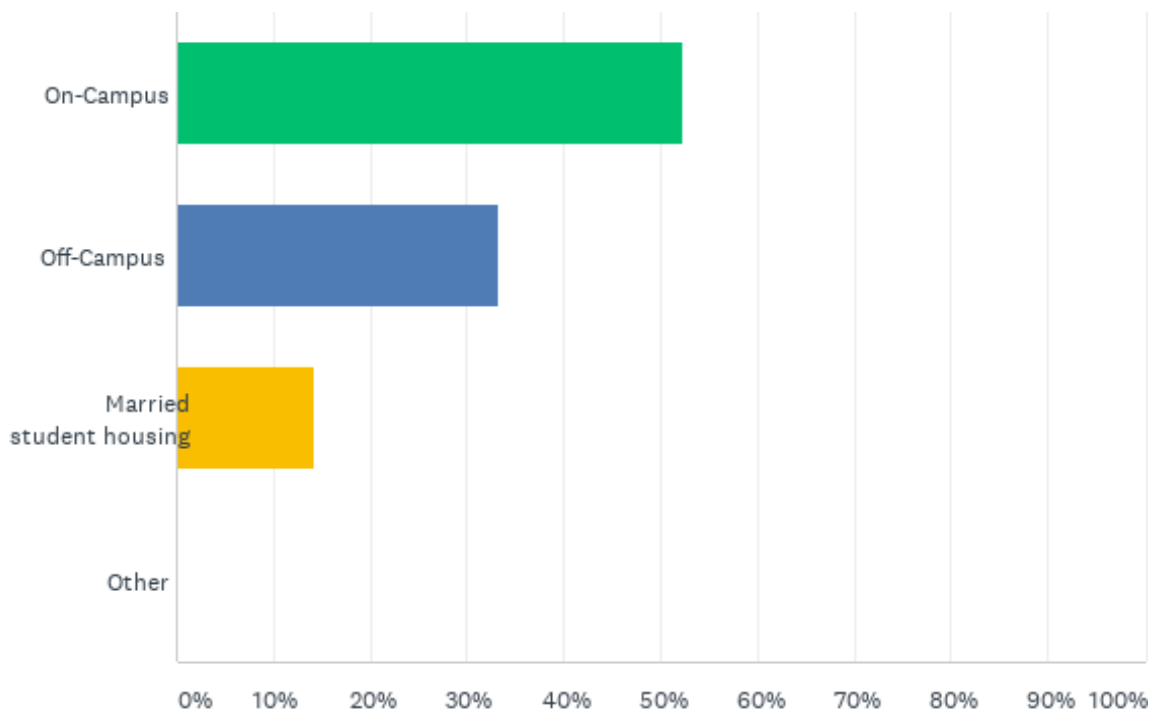


Alumni Survey Report

2020-2021

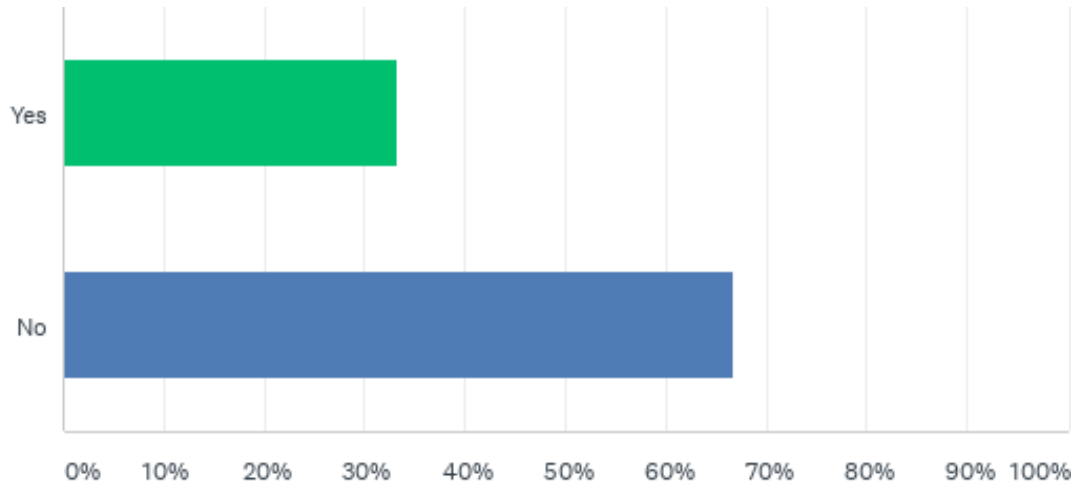
The Alumni survey was sent through Survey Monkey in June 2021 with 17 questions. The survey went to 128 alums who graduated between the years 2016-2020 with only 21 responses making the response rate 16.4%. The results of this survey are shown below.

Student alums attended Calvary ranging from 2-11 years. Over 52% of the students lived on- campus much of their time while attending Calvary as shown in the graph below:



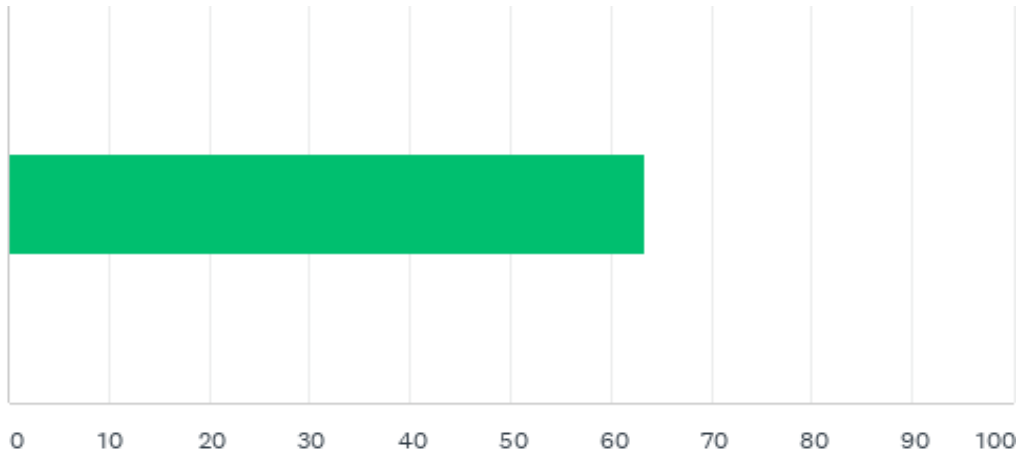
ANSWER CHOICES	RESPONSES
On-Campus	52.38% 11
Off-Campus	33.33% 7
Married student housing	14.29% 3
Other	0.00% 0
TOTAL	21

Only a third of the respondents have furthered their education. Those who continued their education went to Calvary, Liberty University, Grace Bible College, and Oklahoma University. These alums intend to earn a Masters or Doctorate.



ANSWER CHOICES	RESPONSES	
Yes	33.33%	7
No	66.67%	14
TOTAL		21

63% of Calvary alums agree that they are currently employed in a profession that matches the degree they earned.



ANSWER CHOICES	AVERAGE NUMBER	TOTAL NUMBER	RESPONSES
	63	1,330	21
Total Respondents: 21			

These occupations are the following:

Journeyman wireman IBEW local

Director of Teen Ministries, High Prairie Church

Calvary. Guitar instructor

Calvary. Warrior Cafe manager. PTs coffee. Barista

Digital Media Developer - Bott Radio Network

Executive Assistant to Chief Program Officer at City Union Mission

Biblical Counselor, N(y)oo Mind Biblical Counseling

Working foreman of laboratory testing @ Evergy

Biblical Counselor N(y)oo Mind Biblical counseling

Calvary University - Groundskeeper/Maintenance

Office Manager

Educator

Academic Advisor

Stay at home mom

Starbucks / nanny

editorial assistant

Director of Student Services Blue Ridge Christian School

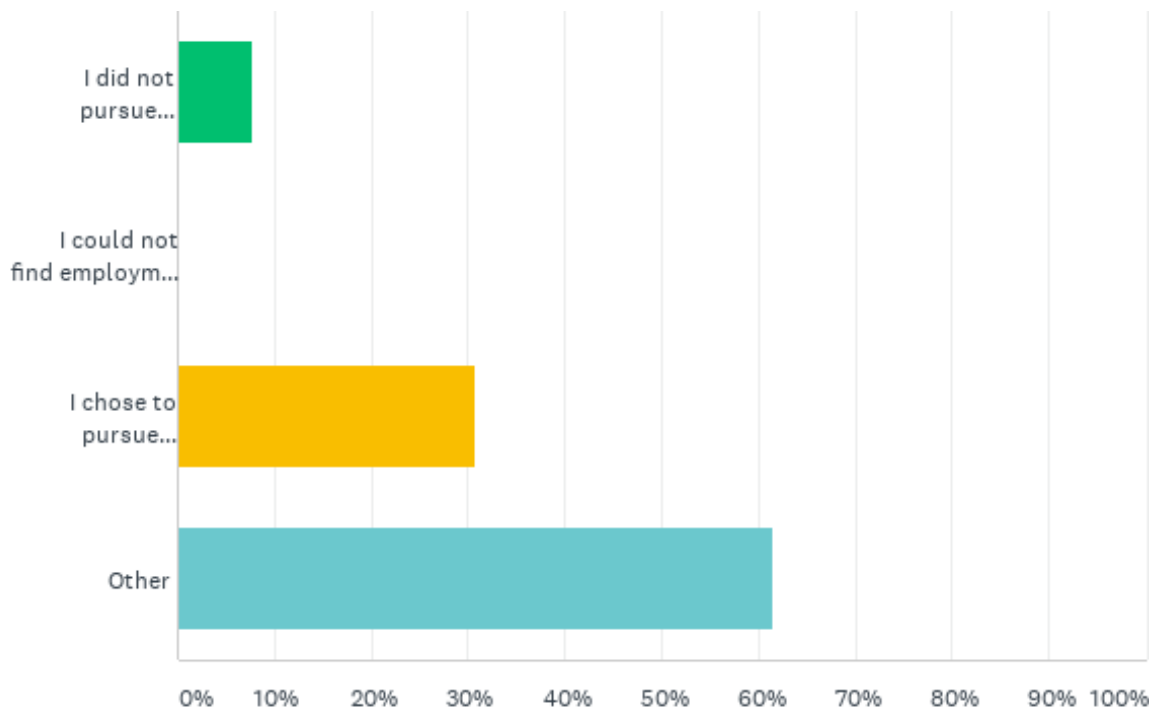
Accounts Payable, Gordon Food Service

Director of the student development office. Calvary University

Paralegal at Fear Waddell, P.C.

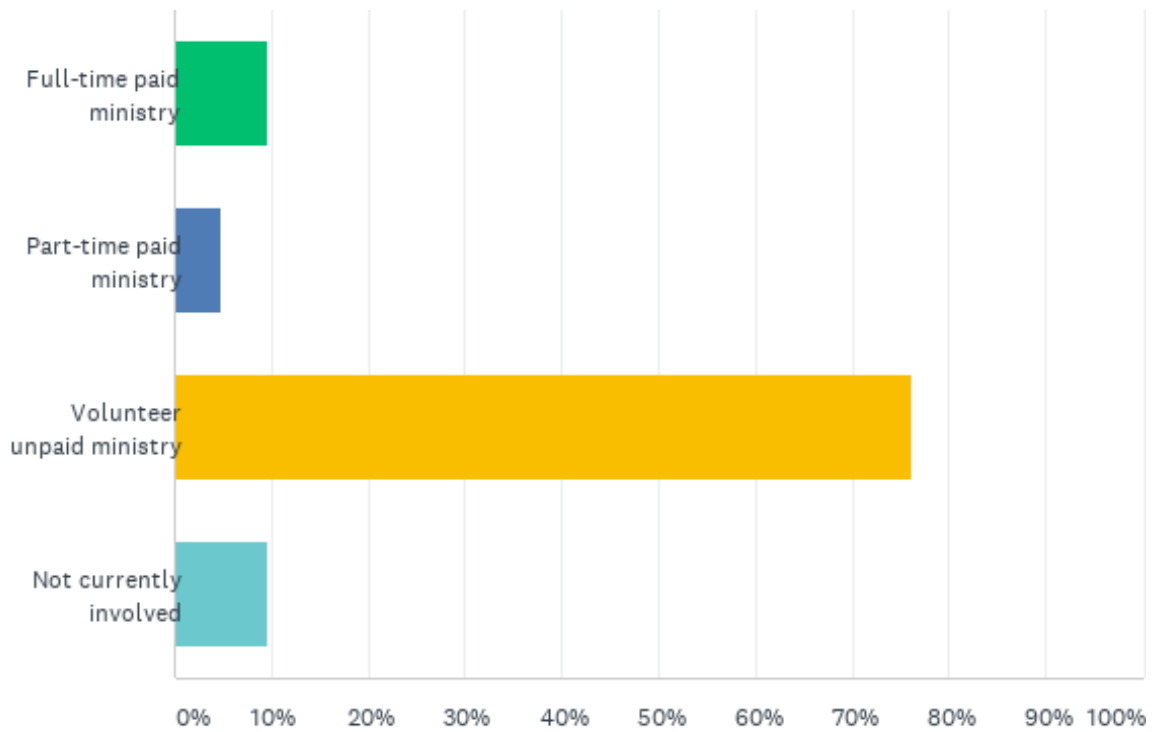
Paraprofessional

The alums who were not employed within their major replied with the following reasons:



ANSWER CHOICES	RESPONSES	
I did not pursue employment related to my major.	7.69%	1
I could not find employment related to my major.	0.00%	0
I chose to pursue employment based on factors other than its relation to my major (e.g. location).	30.77%	4
Other	61.54%	8
TOTAL		13

Finally, all 21 respondents attended church regularly. They indicated their current involvement in ministry as the following:



ANSWER CHOICES	RESPONSES	
Full-time paid ministry	9.52%	2
Part-time paid ministry	4.76%	1
Volunteer unpaid ministry	76.19%	16
Not currently involved	9.52%	2
TOTAL		21