

 CALVARY
UNIVERSITY



**2018 Graduate
Survey Report**

May 15, 2018

SUBJECT: 2018 Calvary Graduate Survey

The following report is the result of the 2018 Graduate Survey. The survey was administered to graduating students prior to commencement using Google Forms. All graduating students were invited by email to participate. Out of 31 graduates 24 submitted surveys for a response rate of 77.42%. These results are provided so that they may be incorporated to guide decision making for institutional and departmental changes and for use in 2018 department assessment reports.

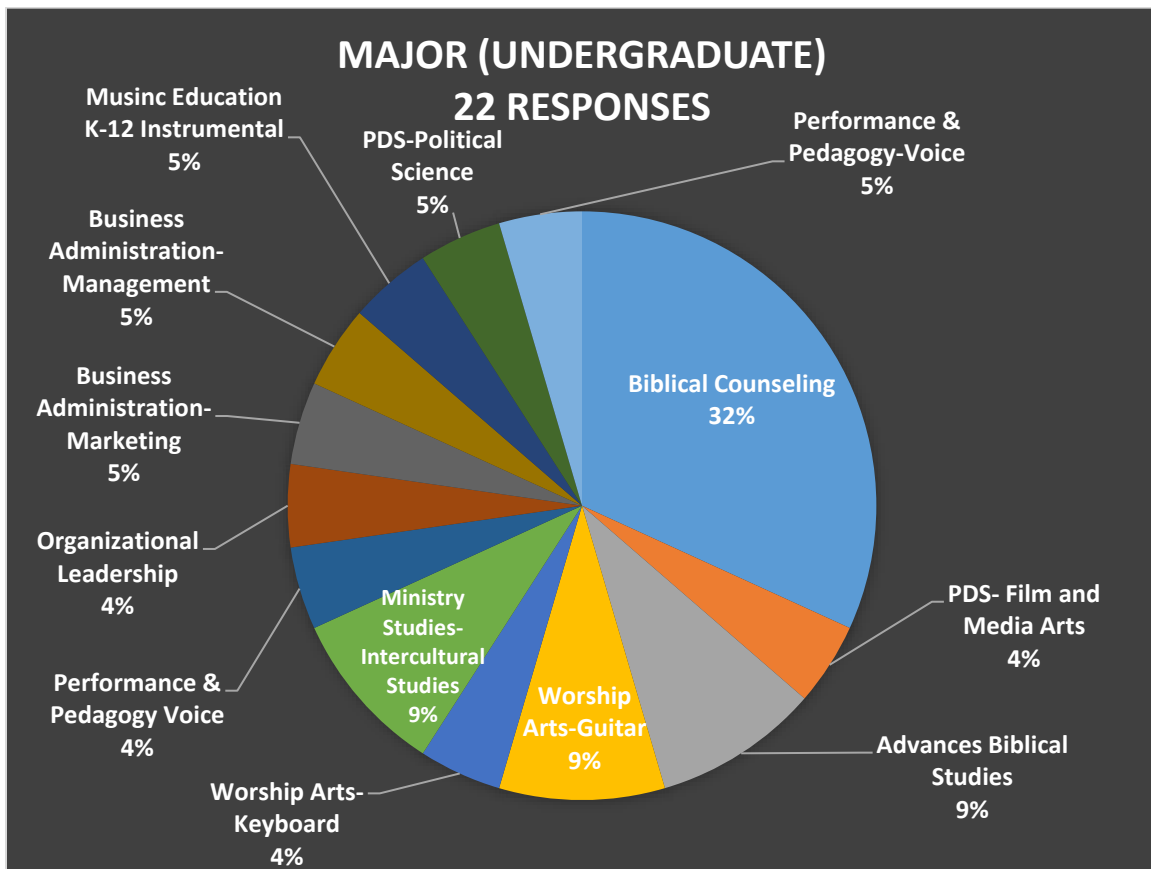
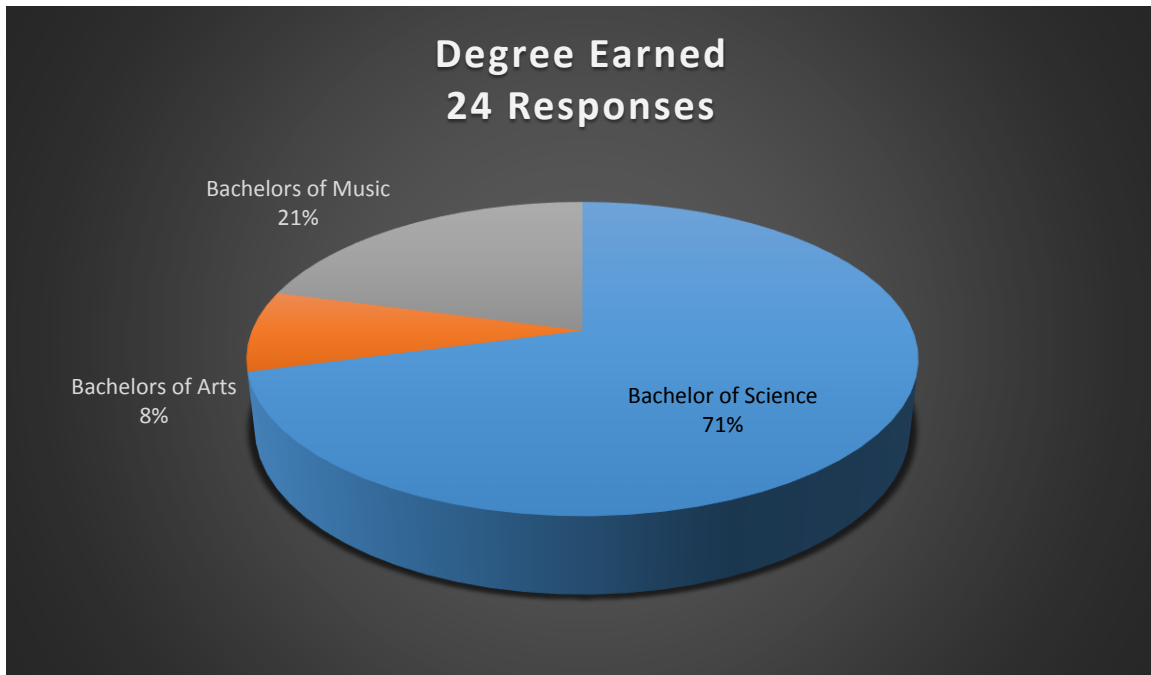
Copies of the 2018 College Graduate Survey Report will be given to the President's Cabinet, the Dean's Department, the Retention Committee, and the Outcomes and Assessment Committee. The report will also be placed on shared files for use by all departments and committees.

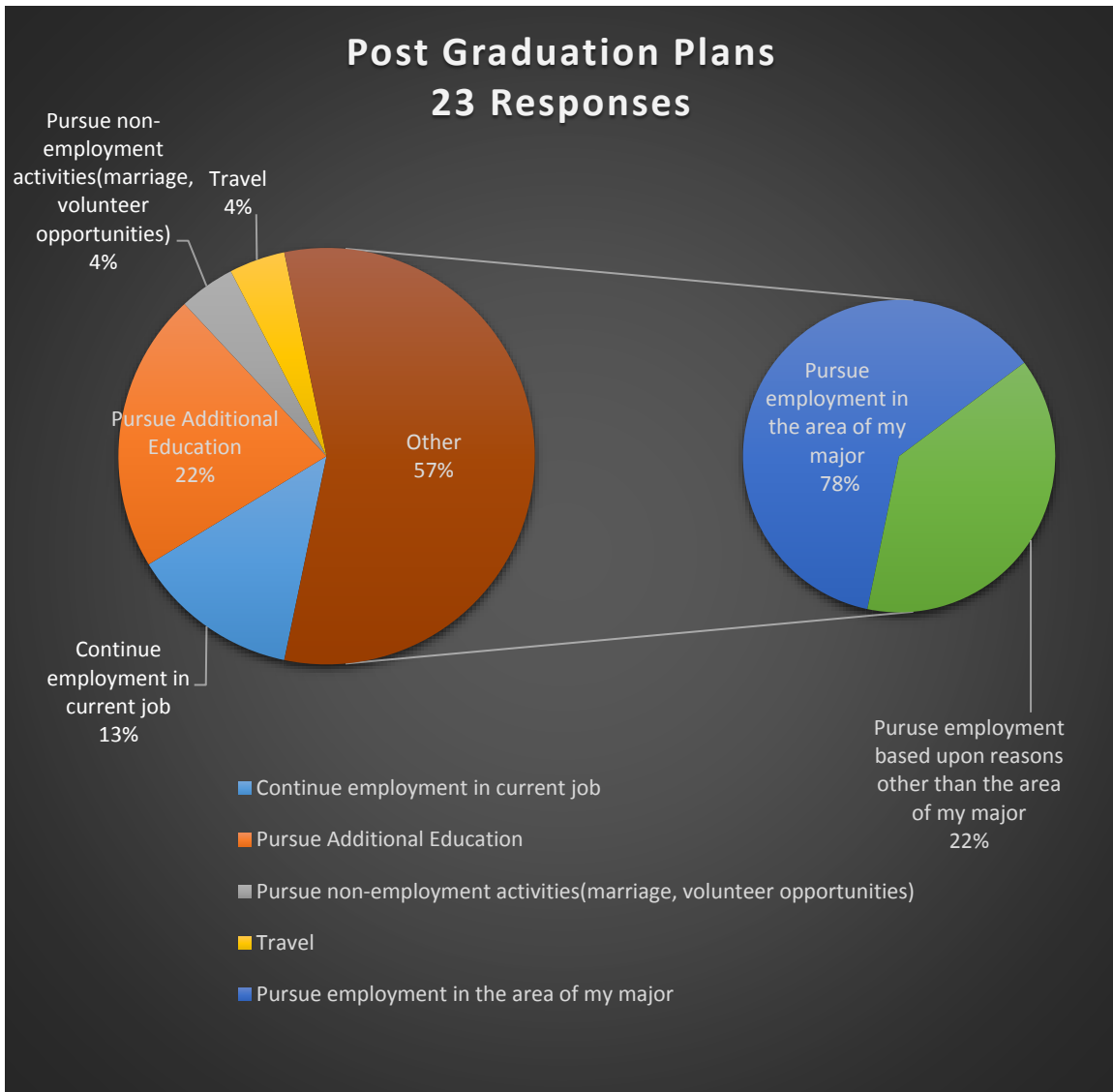
For raw data or more detailed information, please contact the Institutional Research Office at extension 1401.

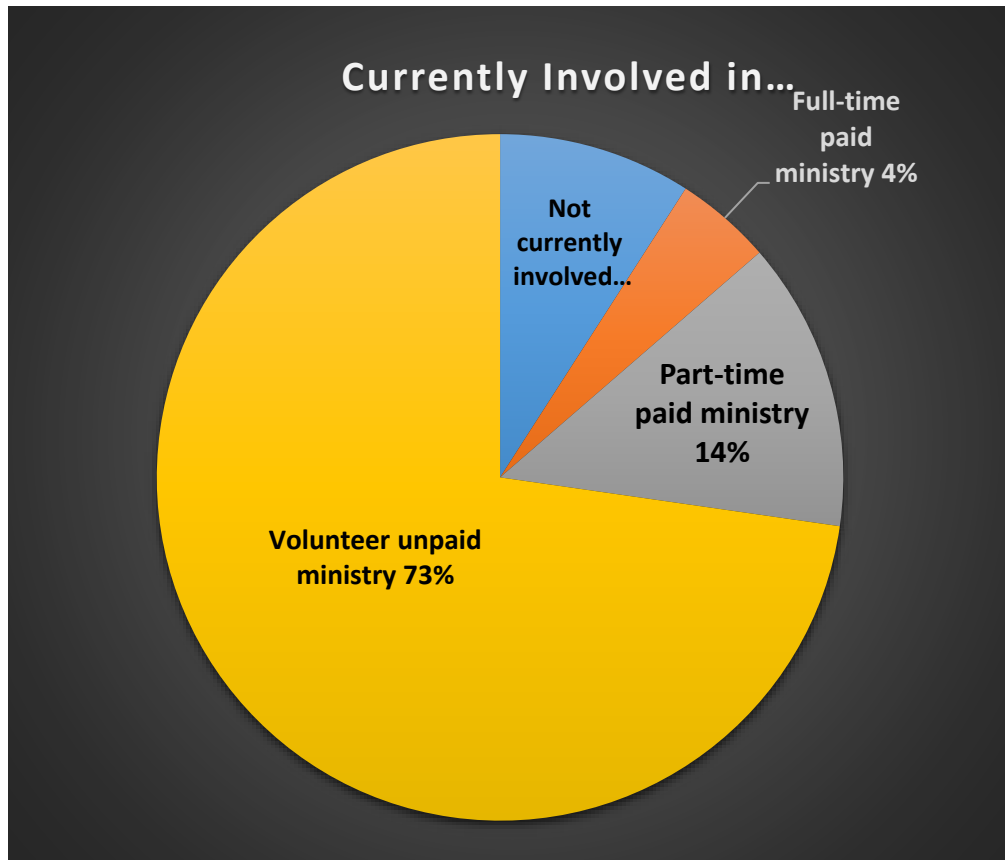
Signed,

Thomas Crank
Institutional Research Coordinator
Chairman; Outcomes and Assessment Committee

Alicia'Ett Dodd
Institutional Research Secretary







Highest Degree Graduates Intend to Ultimately Earn	
5 Responses	
Masters	60%
Academic Doctoral Degree (Ph.D, Th.D., ED.D)	40%

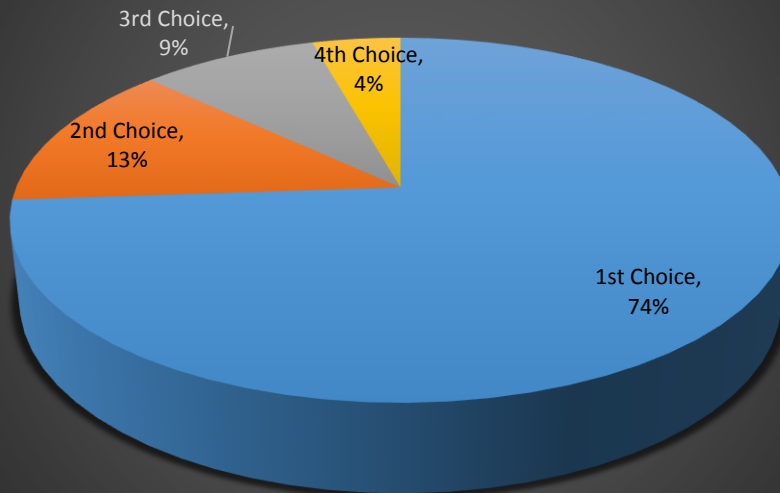
Graduate debt responses

Average debt per respondent:	\$14,870.08
Of those graduating with debt, average debt load:	\$28,501
Number of students responding with debt:	13
Number of students responding with no debt:	2
Number of students declining to respond:	6

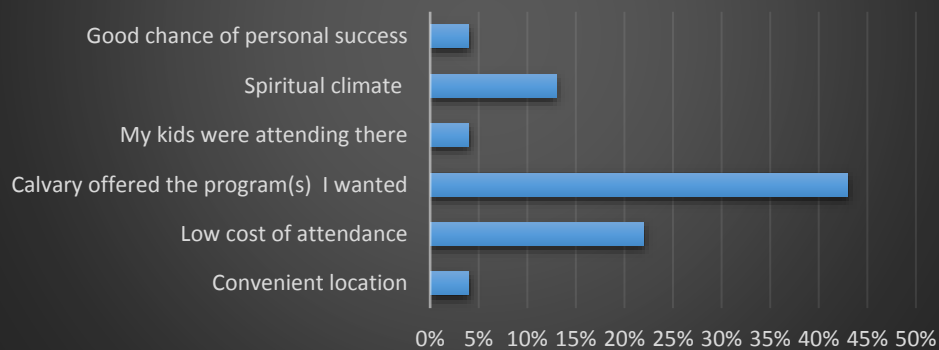
Graduates indicated they intend to pursue the following Careers:

- Volleyball Coach and Counselor
- Orchestra Teacher
- Freelance Videographer
- Youth Ministry/Youth Pastor
- Banker
- Worship Pastor
- Anticipate being a Professor and writing books
- Teacher
- Diesel Technician
- Evangelism-Church planting
- Business Manager
- Professional Program Assistant
- Music minister
- Case Manager for New Life Program
- None

Ranking of Calvary Among College Choices at Time of Entry 23 Responses



Reasons for Attending Calvary Respondants could choose more than one 23 responses



Graduates' Experience of Calvary's Effectiveness

Graduates were asked to evaluate and rate the effectiveness of various institutional services based upon the graduate's personal experience on a scale of 1 to 5; 1 being not satisfied and 5 being very satisfied. Graduates could also respond that they did not know about, or did not use a particular service.

Service or Activity	2018 ¹		2017		2016	2015	2014
Admissions Department	4.04	B	4.61	A-	4.43	4.47	4.50
Registrar	4.13	B	4.68	A	4.40	4.41	4.36
Academic Advising	3.96	B+	4.66	A	4.32	4.29	4.36
The Clark Academic Center	4.13	B	4.62	A-	4.02	4.10	4.25
Intercollegiate Athletics Programs	4.13	B-	4.13	B-	3.14	3.80	3.64
Recreational Activities	3.91	C+	3.83	C	3.53	3.39	4
Financial Aid Office	4.3	B+	4.31	B	4.27	4.20	4.24
Cashier's Office	4.16	B	4.47	B+	Cashier's Office not rated before 2016		
Billing and Payment Procedures	3.84	C+	4.45	B+	3.98	4.23	4.10
Dining Hall	3.86	C+	4.13	B-	3.31	3.74	4.05
The Library	3.83	C+	4.10	B-	3.93	4.16	4.30
The Warrior Café	4	B-	4.48	B+	4.25	4.29	4.19
Campus Security	3.31	D+	4.48	B+	4.18	4.40	4.52
Internet Service	3.04	D	3.19	D	3.02	2.90	3.58
Chapel/Assembly	4.9	A+	4	B-	3.58	3.33	3.75
Biblical Counseling Center	4.08	B	4.5	A	3.66	3.82	4.20
Student Services	4.47	B+	4.13	B-	3.53	3.85	4.13
Adult Graduate Studies Office	4.13	B	4.4	B+	4.10	4.39	4.75
Music Programs (Choir, Evidence, etc.)	3.95	C+	4.55	A-	3.64	3.96	4.33
Theatre Programs	4.13	B	4.19	B	3.58	3.36	4.28

¹ Grading Scale Cutoffs: 97= A+ | 93 = A | 90 = A- | B+ = 87 | B = 83 | B- = 80 | C+ = 77 | C = 73 | C- = 70 | D+ = 67 | D = 63 | D- = 60 | F = 0

Graduates' Satisfaction with Calvary

Graduates were asked to evaluate and rate their satisfaction with various aspects of Calvary based upon the graduate's personal experience on a scale of 1 to 5; 1 being not satisfied very satisfied and 5 being very satisfied.

Aspect of Calvary	2018 ²		2017		2016	2015	2014
Testing and grading system	4.13	B	4.44	B+	4.30	4.22	4.03
Quality of instruction in your major area of study	4.17	B	4.68	A	4.30	4.56	4.45
Out-of-class availability of your instructors	4.16	B	4.59	A-	4.53	4.43	4.46
Attitude of faculty toward students	4.17	B	4.74	A	4.53	4.68	4.67
Attitude of non-teaching staff toward students	4.17	B	4.59	A-	4.23	4.24	4.37
Concern for you as an individual	4.17	B	4.62	A-	4.47	4.49	4.63
Variety of courses offered	4.17	B	4.38	B+	4.09	4.28	4.07
Preparation for future occupation	4	B	4.29	B	4.00	4.17	4.17
The general registration process (including online registration)	4.13	B	4.5	A-	4.15	4.21	4.1
Opportunities for student employment	4.17	B	3.76	C	3.87	3.84	3.7
Claims Calvary made/makes about its program and services (i.e. did Calvary deliver what it promised?)	4.13	B	4.3	B	4.11	4.38	4.33
Theological distinctive of Calvary	4.17	B	4.5	A-	4.19	4.45	4.57

² Grading Scale Cutoffs: 97= A+ | 93 = A | 90 = A- | B+ = 87 | B = 83 | B- = 80 | C+ = 77 | C = 73 | C- = 70 | D+ = 67 | D = 63 | D- = 60 | F = 0

Preparation and Readiness

Graduates were asked to assess and rate their readiness for employment and ministry on a scale of 1 to 5, with 1 meaning they strongly disagreed and 5 meaning they strongly agreed with the statements below.

Experience at Calvary	2018 ³		2017		2016	2015	2014
Academic requirements for my coursework at Calvary were about right	4.13	B	4.47	B+	4.15	4.26	4.23
My education and related experience (Christian Ministries and other activities) prepared me to minister in my area of study	4.34	B+	4.35	B+	3.91	4.12	4.30
If I could start college or graduate school over, I would choose to attend Calvary	4.13	B	4.41	B+	3.79	4.05	4.20
If I could start college or graduate school over, I would select the same major area of study	4.13	B	4.47	B+	3.94	4.31	4.73
My college education has improved my quality of life.	4.13	B	4.38	B+	4.45	4.59	4.76

³ Grading Scale Cutoffs: 97= A+ | 93 = A | 90 = A- | B+ = 87 | B = 83 | B- = 80 | C+ = 77 | C = 73 | C- = 70 | D+ = 67 | D = 63 | D- = 60 | F = 0

Calvary's Impact on Student Personal Growth

Graduates were asked to identify how much their education at Calvary contributed to their personal growth in the following on a scale of 1 to 5. One being very little and 5 being very much.

Area of Personal Growth	2018 ⁴		2017		2016	2015	2014
Writing effectively	4.16	B	3.91	C+	4.02	3.91	4.06
Speaking effectively	4.16	B	3.71	C	3.66	3.73	3.86
Understanding written information	4.17	B	3.71	C	3.64	3.84	3.82
Working independently	4.30	B+	4.06	B-	3.86	3.85	4.20
Managing person/family finances	4.30	B+	3.12	D	3.17	2.61	3.06
Learning on my own	4.16	B	3.67	C	3.7	3.77	3.89
Understanding graphic information	4.17	B	3.15	D	3.13	3.19	2.72
Using the Library	4.80	A	3.06	D-	3.23	2.87	3.17
Following directions	3.84	C	3.35	D+	3.38	3.33	3.75
Understanding consumer issues	4.17	B	3.09	D-	2.87	2.64	2.68
Caring for my own physical health	3.75	C	3.24	D	3.17	2.96	3.03
Caring for my own spiritual health	4.17	B	4.38	B+	4.4	4.10	4.03
Working cooperatively as a group	4.13	B	3.44	D+	3.3	3.51	3.13
Organizing time effectively/time management	4.13	B	4.09	B-	3.83	3.82	3.93
Recognizing rights and	3.14	D	3.32	D	3.21	3.07	2.62

⁴ Grading Scale Cutoffs: 97= A+ | 93 = A | 90 = A- | B+ = 87 | B = 83 | B- = 80 | C+ = 77 | C = 73 | C- = 70 | D+ = 67 | D = 63 | D- = 60 | F = 0

responsibilities as a citizen							
Planning and carrying out projects	4.27	B+	3.91	C+	3.68	3.85	3.72
Preparedness to biblically evaluate different philosophies and cultures	4.0	B	4.41	B+	4.30	4.47	4.51
Persisting at difficult tasks	4.30	B+	4.24	B	3.96	4.25	4.34
Defining and solving problems	4.17	B	3.88	C+	3.81	3.84	3.68
Understanding the interaction of people and their environment	4.34	B+	4.00	B-	3.77	3.71	3.86
Leading and guiding others	4.60	A	4.03	B-	4.04	3.82	4.06
Recognizing assumptions, making logical inferences, and reaching the correct conclusions	4.52	A	3.94	C+	3.86	3.70	3.96
Understanding and appreciating the arts	4.21	B	3.47	D+	3.55	2.97	3.44
Understanding and applying the scientific principles and methods	4.17	B	3.03	D-	2.66	2.82	2.55
Living according to a biblical worldview	4.17	B	4.56	A-	4.3	4.42	4.48
Foundational understanding of the Holy Scripture and Calvary's Doctrinal Statement	4.17	B	4.62	A-	4.16	4.38	4.44

Source of Funding

Respondents were asked to indicate on a scale of 0 to 5 (0 not at all, 1 very little – 5 very much) the level of financial support they received from the categories below. *Mean* refers to the average response, and *SD* stands for standard deviation from the mean.

Source of Funding	2018			2017			2016		
	% indicating support	Mean	SD	% indicating support	Mean	SD	% Indicating Support	Mean	SD
Parents, relatives, or friends	42%	3.9	1.96	55%	2.9	1.47	43	3	1.65
Employment while attending school	41%	4.0	1.65	73%	3.7	1.36	81	3.9	1.46
Summer employment	17%	3.5	1.16	47%	3.8	1.33	66	3.8	1.36
Personal savings	16%	3.3	.55	50%	3.5	1.46	74	3.5	1.38
Spouse's income	41%	3.3	1.65	17%	3.4	1.5	23	3.9	1.14
Social Security benefits	20%	3.3	1.65	11%	3.5	1.78	6	3.3	0.92
Veterans' Benefits	20%	3.3	1.65	8%	4.0	2	2	5	0
Educational Grants (Pell, Private, etc.)	19%	4.3	1.63	44%	4.1	1.62	64	3.9	1.30
Scholarships –from Calvary	17%	3.8	1.01	61%	3.0	1.67	45	3.3	1.31
Scholarships – other sources (Private, Federal, etc.)	17%	4	1.0	26%	3.7	1.8	30	3.7	1.20
Loans (Students Loans, Bank Loans, etc.)	32%	4.2	1	55%	4.6	1.01	64	4	1.19
Reimbursement by employer	17%	4.2	1	11%	4.5	1	6	3.7	1.16
Other	17%	3.3	1	8%	3	2	13	3.7	1.21

Written Comments

The following comments were copied directly from the graduate survey responses and are presented in their original spelling, punctuation, and mechanics.

Academics

As far as academics, I would love to see more full-time or quality adjuncts. I had a few for my major that may have been good musicians, but could be better teachers. Overall, I am SO thankful that I decided to go to Calvary. I am praying for Calvary's future as they continue to prepare students for the future.

Need to switch back to a MWF and TF schedule, new one is incredibly frustrating and classes overlap.

Need women's soccer team for the athletics department.

Need Evidence back for the music department.

Need to offer Psychology degree.

The most difficult thing about being an online student are the professors that don't reply to question you have. Dr. Bitner was always very good at replying and keeping me on track but I had a couple of guys I don't want to take classes from again.

I learned a lot here at Calvary and i'm excited to see where God uses the things i learned here in life after college.

Calvary is a good place but the testing and grading needs improvement. I skated by in classes that should have been a struggle.

The science course needs to be longer in class and teach the topic. Mr. Smith to better understand students better. Thinking maybe have a prayer group with the teacher to get to know them better to have more of a community, then just a intellectual Bible college. Make it personal and touch lives. Mr skip is a blessing to those who he meets. He listens and understands students for who they are not what his preconceived idea of them.

Overall, very satisfied. It would be great to see Calvary continue to grow in professionalism and outstanding academics. Having well trained/qualified professors and instructors makes all the difference.

I could not think of a better school to earn a degree and focus on my spiritual life at the same time. My professors were extremely helpful in both areas and always made me feel as though they cared about me personally.

Administration

Although I have appreciated many of the advancements Calvary has made in the last couple of years, I have seen a change in the student body and leadership. I would encourage the student (and faculty) leadership to continue to encourage spiritual growth and not only look at the outward appearances.

Along with staff that communicates effectively. I will say one more thing, it's hard to begin a story if you don't have the end in mind. What is Calvary's vision? I think it would be extremely beneficial to incorporate the students in the vision. Get their input! What do they want Calvary to be? The more people on board the better. If the students are not excited about being a part of their school then how likely are they to talk to their friends and family about it? I realize this is only one small piece of a very large pie but it is also foundational in any growth process.

Stop saying we are one of the cheapest because the cost is pretty high. When you are trying to share the Gospel to the world because it can turn others away from wanting to be a pastor because they can not afford an education.

Campus Life

I enjoyed my time at Calvary.

Attending Calvary University has been the one of the greatest experiences of my entire life. Thank you SO much!

I have loved my time here at Calvary. It was hard for me to rank certain things because I have been here 4 years and a lot has changed over that time. All of the improvements have been for the better and I am excited to see where Calvary will be in a few more years.

WiFi needs improving.

I am overall grateful and improved by my Calvary experience. The on-campus atmosphere has helped me almost as much as my classes. However, the one encouragement I would leave with Calvary is to improve its presence and reputation in the community and surrounding churches and to be more involved outside of Christian circles.

It would be most helpful to students to continue finding ways to keep costs as low as possible and provide as much financial help as possible to keep student loan debt under control. More guidance in how to find a career related to one's major, how to make a good resume, etc. would be very helpful as well. One more suggestion is to make sure students are aware of and know where to find the counseling center, and that it is adequately staffed with people who are knowledgeable and available to be effective in helping students who are struggling emotionally.