


**2013-2014
STUDENT SATISFACTION
INVENTORY
REPORT**



CALVARY BIBLE COLLEGE AND THEOLOGICAL SEMINARY

March 12, 2014

Table of Contents

I – Introduction.....	2
II – Strategic Planning Report.....	3
III – Item Report.....	5
IV – Scale Report.....	9
V – Summary Report.....	16
VI – Demographic Report.....	17
VII – Strategic Planning Report vs. ABHE.....	21
VIII – Item Report vs. ABHE.....	22
IX– Scale Report vs. ABHE.....	27
X – Summary Report vs. ABHE.....	33

3/12/ 2014

SUBJECT: 2013-2014 Student Satisfaction Inventory Report

Calvary students completed the Noel-Levitz Student Satisfaction Inventory (SSI) February 7th, Spring Semester 2014. This report is the complete results of that survey. Noel-Levitz provided a comparison between Calvary and other four-year private institutions as part of their report. Information from that comparison is provided in tables below.

Following the initial report comparing Calvary with national four-year private colleges is a report comparing Calvary to other ABHE schools that took the same survey.

The final section is the written comments from students that were submitted with the SSI. The comments contained in this report are EDITED.

On the report you will notice items are labeled as “Campus Items” (i.e. “Campus item 3”). These are questions that the Outcomes and Assessment Committee approved for quantifiable measuring on the survey. On the survey, questions 74-80 are left blank by Noel-Levitz for this purpose, and after the results are calculated they are re-labeled as campus items. Campus items for the 2013-2014 Survey are as follows:

Question:

- 74 – Campus Item 1: I find the Learning Center website useful
- 75 – Campus Item 2: I have a clear idea how my major can be used after I graduate
- 76 – Campus Item 3: I have experienced spiritual growth at Calvary
- 77 – Campus Item 4: Chapel positively contributes to Calvary life and my spiritual growth.
- 78 – Campus Item 5: Information about Job opportunities in the KC/Belton area are communicated to students
- 79 – The employment bulletin board outside The Point is a valuable tool.
- 80 – The weekly Job Opportunities email is a valuable communication.


The comments section of the report is edited to protect privacy concerns. Unedited copies of the 2013-2014 SSI Report will be given to the President’s Cabinet. The edited version will be distributed to the Dean’s Department, the Retention Committee, and the Outcomes and Assessment Committee. The edited version of the report will also be placed on shared files for use by all departments and committees.

Any further questions or requests may be directed to the Institutional Research Office.

Respectfully Submitted,

Jesse Riggs
Director of Institutional Research

Strategic Planning Report

Strengths and Challenges	
Strengths	vs. Comparison
16. The instruction in my major field is excellent.	
76. Campus item 3	
39. I am able to experience intellectual growth here.	
68. Nearly all of the faculty are knowledgeable in their field.	
58. The quality of instruction I receive in most of my classes is excellent.	
2. The campus staff are caring and helpful.	
45. Students are made to feel welcome on this campus.	
6. My academic advisor is approachable.	
7. The campus is safe and secure for all students.	
33. My academic advisor is knowledgeable about requirements in my major.	
36. Security staff respond quickly in emergencies.	
59. This institution shows concern for students as individuals.	
29. It is an enjoyable experience to be a student on this campus.	
14. My academic advisor is concerned about my success as an individual.	
62. There is a strong commitment to racial harmony on this campus.	
3. Faculty care about me as an individual.	
Challenges	
8. The content of the courses within my major is valuable.	
75. Campus item 2	
55. Major requirements are clear and reasonable.	
66. Tuition paid is a worthwhile investment.	
69. There is a good variety of courses provided on this campus.	
17. Adequate financial aid is available for most students.	
77. Campus item 4	
34. I am able to register for classes I need with few conflicts.	
63. Student disciplinary procedures are fair.	
12. Financial aid awards are announced to students in time to be helpful in college planning.	
38. There is an adequate selection of food available in the cafeteria.	
72. On the whole, the campus is well-maintained.	
40. Residence hall regulations are reasonable.	
47. Faculty provide timely feedback about student progress in a course.	
73. Student activities fees are put to good use.	
Benchmarks	
Higher Satisfaction vs. National Four-Year Privates	
16. The instruction in my major field is excellent.	
39. I am able to experience intellectual growth here.	
68. Nearly all of the faculty are knowledgeable in their field.	
58. The quality of instruction I receive in most of my classes is excellent.	
2. The campus staff are caring and helpful.	
45. Students are made to feel welcome on this campus.	
6. My academic advisor is approachable.	

7. The campus is safe and secure for all students.	
1. Most students feel a sense of belonging here.	
33. My academic advisor is knowledgeable about requirements in my major.	
66. Tuition paid is a worthwhile investment.	
23. Living conditions in the residence halls are comfortable (adequate space, lighting, heat, air, etc.)	
36. Security staff respond quickly in emergencies.	
51. This institution has a good reputation within the community.	
59. This institution shows concern for students as individuals.	
29. It is an enjoyable experience to be a student on this campus.	
41. There is a commitment to academic excellence on this campus.	
14. My academic advisor is concerned about my success as an individual.	
25. Faculty are fair and unbiased in their treatment of individual students.	
61. Adjunct faculty are competent as classroom instructors.	
34. I am able to register for classes I need with few conflicts.	
62. There is a strong commitment to racial harmony on this campus.	
3. Faculty care about me as an individual.	
38. There is an adequate selection of food available in the cafeteria.	
40. Residence hall regulations are reasonable.	
73. Student activities fees are put to good use.	
11. Billing policies are reasonable.	
53. Faculty take into consideration student differences as they teach a course.	
4. Admissions staff are knowledgeable.	
Higher Importance vs. National Four-Year Privates	
45. Students are made to feel welcome on this campus.	
1. Most students feel a sense of belonging here.	
23. Living conditions in the residence halls are comfortable (adequate space, lighting, heat, air, etc.)	
51. This institution has a good reputation within the community.	
61. Adjunct faculty are competent as classroom instructors.	
63. Student disciplinary procedures are fair.	
62. There is a strong commitment to racial harmony on this campus.	
38. There is an adequate selection of food available in the cafeteria.	
40. Residence hall regulations are reasonable.	
73. Student activities fees are put to good use.	

Item Report

Item	Calvary Bible College and Theological Seminary - SSI			National Four-Year Privates			
	Importance	Satisfaction / SD	Gap	Importance	Satisfaction / SD	Gap	Difference
1. Most students feel a sense of belonging here.	6.48	5.86 / 1.14	0.62	5.98	5.28 / 1.45	0.70	0.58***
2. The campus staff are caring and helpful.	6.51	6.13 / 0.90	0.38	6.37	5.56 / 1.36	0.81	0.57***
3. Faculty care about me as an individual.	6.33	6.08 / 1.01	0.25	6.25	5.49 / 1.40	0.76	0.59***
4. Admissions staff are knowledgeable.	6.24	5.85 / 1.03	0.39	6.22	5.38 / 1.48	0.84	0.47**
5. Financial aid counselors are helpful.	6.14	5.80 / 1.10	0.34	6.29	5.12 / 1.66	1.17	0.68***
6. My academic advisor is approachable.	6.50	6.48 / 0.79	0.02	6.43	5.72 / 1.55	0.71	0.76***
7. The campus is safe and secure for all students.	6.49	6.00 / 1.06	0.49	6.45	5.73 / 1.38	0.72	0.27*
8. The content of the courses within my major is valuable.	6.71	5.90 / 1.03	0.81	6.61	5.67 / 1.33	0.94	0.23
9. A variety of intramural activities are offered.	5.21	4.82 / 1.51	0.39	5.09	4.98 / 1.57	0.11	-0.16
10. Administrators are approachable to students.	5.99	5.81 / 0.97	0.18	6.04	5.32 / 1.42	0.72	0.49***
11. Billing policies are reasonable.	6.27	5.57 / 1.20	0.70	6.16	4.71 / 1.68	1.45	0.86***
12. Financial aid awards are announced to students in time to be helpful in college planning.	6.30	5.29 / 1.40	1.01	6.27	5.01 / 1.67	1.26	0.28
13. Library staff are helpful and approachable.	5.95	6.07 / 1.13	-0.12	5.80	5.69 / 1.32	0.11	0.38**
14. My academic advisor is concerned about my success as an individual.	6.38	6.41 / 0.93	-0.03	6.33	5.49 / 1.59	0.84	0.92***
15. The staff in the health services area are competent.	5.87	4.70 / 1.81	1.17	5.97	5.06 / 1.62	0.91	-0.36
16. The instruction in my major field is excellent.	6.67	5.97 / 1.11	0.70	6.59	5.65 / 1.36	0.94	0.32*
17. Adequate financial aid is available for most students.	6.37	5.13 / 1.43	1.24	6.41	4.93 / 1.68	1.48	0.20
18. Library resources and services are adequate.	6.23	5.86 / 1.08	0.37	6.14	5.57 / 1.34	0.57	0.29**
19. My academic advisor helps me set goals to work toward.	6.11	5.66 / 1.31	0.45	6.08	5.09 / 1.69	0.99	0.57***
20. The business office is open during hours which are convenient for most students.	6.05	5.80 / 1.14	0.25	5.99	5.28 / 1.45	0.71	0.52***
21. The amount of student parking space on campus is adequate.	5.67	5.63 / 1.36	0.04	5.98	3.99 / 2.06	1.99	1.64***
22. Counseling staff care about students as individuals.	6.00	5.84 / 1.17	0.16	6.06	5.24 / 1.49	0.82	0.60***

Item	Calvary Bible College and Theological Seminary - SSI			National Four-Year Privates			
	Importance	Satisfaction / SD	Gap	Importance	Satisfaction / SD	Gap	Difference
23. Living conditions in the residence halls are comfortable (adequate space, lighting, heat, air, etc.)	6.45	5.76 / 1.36	0.69	6.09	4.74 / 1.73	1.35	1.02***
24. The intercollegiate athletic programs contribute to a strong sense of school spirit.	5.17	5.03 / 1.45	0.14	5.25	4.47 / 1.82	0.78	0.56**
25. Faculty are fair and unbiased in their treatment of individual students.	6.37	5.76 / 1.13	0.61	6.40	5.34 / 1.51	1.06	0.42**
26. Computer labs are adequate and accessible.	5.74	5.52 / 1.39	0.22	6.28	5.41 / 1.56	0.87	0.11
27. The personnel involved in registration are helpful.	6.18	5.95 / 1.18	0.23	6.25	5.44 / 1.46	0.81	0.51***
28. Parking lots are well-lighted and secure.	6.16	5.69 / 1.28	0.47	6.07	5.13 / 1.64	0.94	0.56***
29. It is an enjoyable experience to be a student on this campus.	6.43	6.03 / 1.13	0.40	6.44	5.44 / 1.55	1.00	0.59***
30. Residence hall staff are concerned about me as an individual.	6.18	5.82 / 1.24	0.36	5.78	5.02 / 1.66	0.76	0.80***
31. Males and females have equal opportunities to participate in intercollegiate athletics.	5.29	5.60 / 1.41	-0.31	5.58	5.39 / 1.58	0.19	0.21
32. Tutoring services are readily available.	5.77	6.08 / 1.11	-0.31	6.02	5.57 / 1.43	0.45	0.51***
33. My academic advisor is knowledgeable about requirements in my major.	6.48	6.46 / 0.84	0.02	6.51	5.71 / 1.55	0.80	0.75***
34. I am able to register for classes I need with few conflicts.	6.35	5.52 / 1.46	0.83	6.52	5.15 / 1.74	1.37	0.37*
35. The assessment and course placement procedures are reasonable.	6.02	5.40 / 1.40	0.62	6.23	5.36 / 1.44	0.87	0.04
36. Security staff respond quickly in emergencies.	6.45	6.00 / 1.17	0.45	6.34	5.24 / 1.59	1.10	0.76***
37. I feel a sense of pride about my campus.	6.10	5.65 / 1.24	0.45	5.95	5.22 / 1.63	0.73	0.43**
38. There is an adequate selection of food available in the cafeteria.	6.30	5.27 / 1.72	1.03	6.03	4.26 / 1.93	1.77	1.01***
39. I am able to experience intellectual growth here.	6.57	6.13 / 1.02	0.44	6.48	5.68 / 1.37	0.80	0.45***
40. Residence hall regulations are reasonable.	6.28	5.52 / 1.68	0.76	5.91	4.91 / 1.71	1.00	0.61***
41. There is a commitment to academic excellence on this campus.	6.42	5.91 / 1.10	0.51	6.38	5.54 / 1.43	0.84	0.37**

Item	Calvary Bible College and Theological Seminary - SSI			National Four-Year Privates			
	Importance	Satisfaction / SD	Gap	Importance	Satisfaction / SD	Gap	Difference
42. There are a sufficient number of weekend activities for students.	5.44	4.80 / 1.55	0.64	5.50	4.61 / 1.74	0.89	0.19
43. Admissions counselors respond to prospective students' unique needs and requests.	5.98	5.86 / 1.13	0.12	6.05	5.29 / 1.49	0.76	0.57***
44. Academic support services adequately meet the needs of students.	5.86	5.66 / 1.16	0.20	6.15	5.35 / 1.42	0.80	0.31*
45. Students are made to feel welcome on this campus.	6.50	6.11 / 1.05	0.39	6.34	5.60 / 1.44	0.74	0.51***
46. I can easily get involved in campus organizations.	5.70	5.42 / 1.33	0.28	5.90	5.38 / 1.51	0.52	0.04
47. Faculty provide timely feedback about student progress in a course.	6.28	5.40 / 1.42	0.88	6.35	5.21 / 1.52	1.14	0.19
48. Admissions counselors accurately portray the campus in their recruiting practices.	6.09	5.66 / 1.22	0.43	6.14	5.10 / 1.66	1.04	0.56**
49. There are adequate services to help me decide upon a career.	5.93	5.14 / 1.41	0.79	6.28	5.27 / 1.54	1.01	-0.13
50. Class change (drop/add) policies are reasonable.	6.18	5.76 / 1.29	0.42	6.15	5.40 / 1.54	0.75	0.36*
51. This institution has a good reputation within the community.	6.45	5.90 / 1.30	0.55	6.26	5.60 / 1.49	0.66	0.30*
52. The student center is a comfortable place for students to spend their leisure time.	6.16	5.76 / 1.31	0.40	5.92	5.13 / 1.67	0.79	0.63***
53. Faculty take into consideration student differences as they teach a course.	6.27	5.61 / 1.26	0.66	6.21	5.19 / 1.52	1.02	0.42**
54. Bookstore staff are helpful.	5.41	5.22 / 1.58	0.19	5.89	5.51 / 1.48	0.38	-0.29
55. Major requirements are clear and reasonable.	6.47	5.73 / 1.34	0.74	6.44	5.60 / 1.40	0.84	0.13
56. The student handbook provides helpful information about campus life.	6.00	5.61 / 1.41	0.39	5.69	5.24 / 1.49	0.45	0.37*
57. I seldom get the "run-around" when seeking information on this campus.	6.04	5.15 / 1.47	0.89	6.16	4.85 / 1.78	1.31	0.30
58. The quality of instruction I receive in most of my classes is excellent.	6.53	5.98 / 1.08	0.55	6.52	5.55 / 1.38	0.97	0.43**
59. This institution shows concern for students as individuals.	6.45	6.09 / 1.03	0.36	6.37	5.36 / 1.56	1.01	0.73***
60. I generally know what's happening on campus.	6.15	5.50 / 1.37	0.65	5.96	5.18 / 1.57	0.78	0.32*

Item	Calvary Bible College and Theological Seminary - SSI			National Four-Year Privates			
	Importance	Satisfaction / SD	Gap	Importance	Satisfaction / SD	Gap	Difference
61. Adjunct faculty are competent as classroom instructors.	6.37	5.74 / 1.23	0.63	6.20	5.41 / 1.44	0.79	0.33*
62. There is a strong commitment to racial harmony on this campus.	6.34	6.10 / 1.14	0.24	6.04	5.57 / 1.44	0.47	0.53***
63. Student disciplinary procedures are fair.	6.35	5.53 / 1.55	0.82	6.12	5.28 / 1.56	0.84	0.25
64. New student orientation services help students adjust to college.	6.09	5.58 / 1.24	0.51	6.02	5.30 / 1.57	0.72	0.28
65. Faculty are usually available after class and during office hours.	6.21	5.80 / 1.21	0.41	6.34	5.70 / 1.35	0.64	0.10
66. Tuition paid is a worthwhile investment.	6.47	5.54 / 1.45	0.93	6.49	4.90 / 1.75	1.59	0.64***
67. Freedom of expression is protected on campus.	6.12	5.41 / 1.46	0.71	6.25	5.44 / 1.53	0.81	-0.03
68. Nearly all of the faculty are knowledgeable in their field.	6.54	6.18 / 0.99	0.36	6.56	5.86 / 1.29	0.70	0.32*
69. There is a good variety of courses provided on this campus.	6.40	5.50 / 1.40	0.90	6.43	5.45 / 1.51	0.98	0.05
70. Graduate teaching assistants are competent as classroom instructors.	6.09	5.49 / 1.23	0.60	6.03	5.28 / 1.45	0.75	0.21
71. Channels for expressing student complaints are readily available.	6.02	5.29 / 1.47	0.73	6.09	4.86 / 1.69	1.23	0.43*
72. On the whole, the campus is well-maintained.	6.29	5.49 / 1.29	0.80	6.32	5.75 / 1.38	0.57	-0.26
73. Student activities fees are put to good use.	6.28	5.40 / 1.48	0.88	6.12	4.76 / 1.72	1.36	0.64***
74. Campus item 1	5.31	4.91 / 1.42	0.40				
75. Campus item 2	6.51	5.58 / 1.57	0.93				
76. Campus item 3	6.66	6.18 / 1.18	0.48				
77. Campus item 4	6.37	5.37 / 1.46	1.00				
78. Campus item 5	5.88	6.09 / 1.06	-0.21				
79. Campus item 6	5.73	5.92 / 1.13	-0.19				
80. Campus item 7	5.65	5.73 / 1.30	-0.08				
84. Institution's commitment to part-time students?		5.52 / 1.31			5.24 / 1.48		0.28
85. Institution's commitment to evening students?		5.51 / 1.31			5.26 / 1.51		0.25
86. Institution's commitment to older, returning learners?		5.69 / 1.28			5.39 / 1.46		0.30
87. Institution's commitment to under-represented populations?		5.75 / 1.30			5.30 / 1.47		0.45*










Item	Calvary Bible College and Theological Seminary - SSI			National Four-Year Privates			Difference
	Importance	Satisfaction / SD	Gap	Importance	Satisfaction / SD	Gap	
88. Institution's commitment to commuters?		5.34 / 1.52			5.11 / 1.65		0.23
89. Institution's commitment to students with disabilities?		5.55 / 1.36			5.44 / 1.48		0.11
90. Cost as factor in decision to enroll.	6.20			6.09			
91. Financial aid as factor in decision to enroll.	6.13			6.25			
92. Academic reputation as factor in decision to enroll.	5.90			6.17			
93. Size of institution as factor in decision to enroll.	4.88			5.49			
94. Opportunity to play sports as factor in decision to enroll.	3.48			3.68			
95. Recommendations from family/friends as factor in decision to enroll.	5.60			4.89			
96. Geographic setting as factor in decision to enroll.	4.88			5.50			
97. Campus appearance as factor in decision to enroll.	4.87			5.53			
98. Personalized attention prior to enrollment as factor in decision to enroll.	5.45			5.72			





National Group Means are based on 249985 records

- *Difference statistically significant at the .05 level
- **Difference statistically significant at the .01 level
- ***Difference statistically significant at the .001 level






Scale Report

Scale / Item	Calvary Bible College and Theological Seminary - SSI				National Four-Year Privates				Difference
	Importance	Satisfaction	SD	Gap	Importance	Satisfaction	SD	Gap	
Academic Advising	6.39	6.15	0.80	0.24	6.36	5.52	1.28	0.84	0.63***
★ 6. My academic advisor is approachable.	6.50	6.48	0.79	0.02	6.43	5.72	1.55	0.71	0.76***
★ 14. My academic advisor is concerned about my success as an individual.	6.38	6.41	0.93	-0.03	6.33	5.49	1.59	0.84	0.92***
19. My academic advisor helps me set goals to work toward.	6.11	5.66	1.31	0.45	6.08	5.09	1.69	0.99	0.57***
★ 33. My academic advisor is knowledgeable about requirements in my major.	6.48	6.46	0.84	0.02	6.51	5.71	1.55	0.80	0.75***

		Calvary Bible College and Theological Seminary - SSI				National Four-Year Privates				
	Scale / Item	Importance	Satisfaction	SD	Gap	Importance	Satisfaction	SD	Gap	Difference
	55. Major requirements are clear and reasonable.	6.47	5.73	1.34	0.74	6.44	5.60	1.40	0.84	0.13
	Campus Climate	6.31	5.80	0.79	0.51	6.23	5.35	1.11	0.88	0.45***
	1. Most students feel a sense of belonging here.	6.48	5.86	1.14	0.62	5.98	5.28	1.45	0.70	0.58***
	2. The campus staff are caring and helpful.	6.51	6.13	0.90	0.38	6.37	5.56	1.36	0.81	0.57***
	3. Faculty care about me as an individual.	6.33	6.08	1.01	0.25	6.25	5.49	1.40	0.76	0.59***
	7. The campus is safe and secure for all students.	6.49	6.00	1.06	0.49	6.45	5.73	1.38	0.72	0.27*
	10. Administrators are approachable to students.	5.99	5.81	0.97	0.18	6.04	5.32	1.42	0.72	0.49***
	29. It is an enjoyable experience to be a student on this campus.	6.43	6.03	1.13	0.40	6.44	5.44	1.55	1.00	0.59***
	37. I feel a sense of pride about my campus.	6.10	5.65	1.24	0.45	5.95	5.22	1.63	0.73	0.43**
	41. There is a commitment to academic excellence on this campus.	6.42	5.91	1.10	0.51	6.38	5.54	1.43	0.84	0.37**
	45. Students are made to feel welcome on this campus.	6.50	6.11	1.05	0.39	6.34	5.60	1.44	0.74	0.51***
	51. This institution has a good reputation within the community.	6.45	5.90	1.30	0.55	6.26	5.60	1.49	0.66	0.30*
	57. I seldom get the "run-around" when seeking information on this campus.	6.04	5.15	1.47	0.89	6.16	4.85	1.78	1.31	0.30
	59. This institution shows concern for students as individuals.	6.45	6.09	1.03	0.36	6.37	5.36	1.56	1.01	0.73***
	60. I generally know what's happening on campus.	6.15	5.50	1.37	0.65	5.96	5.18	1.57	0.78	0.32*
	62. There is a strong commitment to racial harmony on this campus.	6.34	6.10	1.14	0.24	6.04	5.57	1.44	0.47	0.53***
	66. Tuition paid is a worthwhile investment.	6.47	5.54	1.45	0.93	6.49	4.90	1.75	1.59	0.64***
	67. Freedom of expression is protected on campus.	6.12	5.41	1.46	0.71	6.25	5.44	1.53	0.81	-0.03
	71. Channels for expressing student complaints are readily available.	6.02	5.29	1.47	0.73	6.09	4.86	1.69	1.23	0.43*
	Campus Life	5.93	5.42	0.92	0.51	5.82	5.01	1.16	0.81	0.41***
	9. A variety of intramural activities are offered.	5.21	4.82	1.51	0.39	5.09	4.98	1.57	0.11	-0.16
	23. Living conditions in the residence halls are	6.45	5.76	1.36	0.69	6.09	4.74	1.73	1.35	1.02***

		Calvary Bible College and Theological Seminary - SSI				National Four-Year Privates				
	Scale / Item	Importance	Satisfaction	SD	Gap	Importance	Satisfaction	SD	Gap	Difference
	comfortable (adequate space, lighting, heat, air, etc.)									
	24. The intercollegiate athletic programs contribute to a strong sense of school spirit.	5.17	5.03 /	1.45	0.14	5.25	4.47 /	1.82	0.78	0.56**
	30. Residence hall staff are concerned about me as an individual.	6.18	5.82 /	1.24	0.36	5.78	5.02 /	1.66	0.76	0.80***
	31. Males and females have equal opportunities to participate in intercollegiate athletics.	5.29	5.60 /	1.41	-0.31	5.58	5.39 /	1.58	0.19	0.21
	38. There is an adequate selection of food available in the cafeteria.	6.30	5.27 /	1.72	1.03	6.03	4.26 /	1.93	1.77	1.01***
	40. Residence hall regulations are reasonable.	6.28	5.52 /	1.68	0.76	5.91	4.91 /	1.71	1.00	0.61***
	42. There are a sufficient number of weekend activities for students.	5.44	4.80 /	1.55	0.64	5.50	4.61 /	1.74	0.89	0.19
	46. I can easily get involved in campus organizations.	5.70	5.42 /	1.33	0.28	5.90	5.38 /	1.51	0.52	0.04
	52. The student center is a comfortable place for students to spend their leisure time.	6.16	5.76 /	1.31	0.40	5.92	5.13 /	1.67	0.79	0.63***
	56. The student handbook provides helpful information about campus life.	6.00	5.61 /	1.41	0.39	5.69	5.24 /	1.49	0.45	0.37*
	63. Student disciplinary procedures are fair.	6.35	5.53 /	1.55	0.82	6.12	5.28 /	1.56	0.84	0.25
	64. New student orientation services help students adjust to college.	6.09	5.58 /	1.24	0.51	6.02	5.30 /	1.57	0.72	0.28
	67. Freedom of expression is protected on campus.	6.12	5.41 /	1.46	0.71	6.25	5.44 /	1.53	0.81	-0.03
	73. Student activities fees are put to good use.	6.28	5.40 /	1.48	0.88	6.12	4.76 /	1.72	1.36	0.64***
	Campus Support Services	5.86	5.67 /	0.88	0.19	6.08	5.48 /	1.04	0.60	0.19
	13. Library staff are helpful and approachable.	5.95	6.07 /	1.13	-0.12	5.80	5.69 /	1.32	0.11	0.38**
	18. Library resources and services are adequate.	6.23	5.86 /	1.08	0.37	6.14	5.57 /	1.34	0.57	0.29*
	26. Computer labs are adequate and accessible.	5.74	5.52 /	1.39	0.22	6.28	5.41 /	1.56	0.87	0.11
	32. Tutoring services are readily available.	5.77	6.08 /	1.11	-0.31	6.02	5.57 /	1.43	0.45	0.51***
	44. Academic support services adequately meet the needs of students.	5.86	5.66 /	1.16	0.20	6.15	5.35 /	1.42	0.80	0.31*

		Calvary Bible College and Theological Seminary - SSI				National Four-Year Privates				
	Scale / Item	Importance	Satisfaction	SD	Gap	Importance	Satisfaction	SD	Gap	Difference
	49. There are adequate services to help me decide upon a career.	5.93	5.14 /	1.41	0.79	6.28	5.27 /	1.54	1.01	-0.13
	54. Bookstore staff are helpful.	5.41	5.22 /	1.58	0.19	5.89	5.51 /	1.48	0.38	-0.29
	Concern for the Individual	6.29	6.01 /	0.75	0.28	6.22	5.34 /	1.18	0.88	0.67***
★	3. Faculty care about me as an individual.	6.33	6.08 /	1.01	0.25	6.25	5.49 /	1.40	0.76	0.59***
★	14. My academic advisor is concerned about my success as an individual.	6.38	6.41 /	0.93	-0.03	6.33	5.49 /	1.59	0.84	0.92***
	22. Counseling staff care about students as individuals.	6.00	5.84 /	1.17	0.16	6.06	5.24 /	1.49	0.82	0.60***
	25. Faculty are fair and unbiased in their treatment of individual students.	6.37	5.76 /	1.13	0.61	6.40	5.34 /	1.51	1.06	0.42**
	30. Residence hall staff are concerned about me as an individual.	6.18	5.82 /	1.24	0.36	5.78	5.02 /	1.66	0.76	0.80***
★	59. This institution shows concern for students as individuals.	6.45	6.09 /	1.03	0.36	6.37	5.36 /	1.56	1.01	0.73***
	Instructional Effectiveness	6.42	5.82 /	0.75	0.60	6.39	5.51 /	1.06	0.88	0.31**
★	3. Faculty care about me as an individual.	6.33	6.08 /	1.01	0.25	6.25	5.49 /	1.40	0.76	0.59***
🚩	8. The content of the courses within my major is valuable.	6.71	5.90 /	1.03	0.81	6.61	5.67 /	1.33	0.94	0.23
★	16. The instruction in my major field is excellent.	6.67	5.97 /	1.11	0.70	6.59	5.65 /	1.36	0.94	0.32*
	25. Faculty are fair and unbiased in their treatment of individual students.	6.37	5.76 /	1.13	0.61	6.40	5.34 /	1.51	1.06	0.42**
★	39. I am able to experience intellectual growth here.	6.57	6.13 /	1.02	0.44	6.48	5.68 /	1.37	0.80	0.45***
	41. There is a commitment to academic excellence on this campus.	6.42	5.91 /	1.10	0.51	6.38	5.54 /	1.43	0.84	0.37**
🚩	47. Faculty provide timely feedback about student progress in a course.	6.28	5.40 /	1.42	0.88	6.35	5.21 /	1.52	1.14	0.19
	53. Faculty take into consideration student differences as they teach a course.	6.27	5.61 /	1.26	0.66	6.21	5.19 /	1.52	1.02	0.42**
★	58. The quality of instruction I receive in most of my classes is excellent.	6.53	5.98 /	1.08	0.55	6.52	5.55 /	1.38	0.97	0.43**
	61. Adjunct faculty are competent as classroom instructors.	6.37	5.74 /	1.23	0.63	6.20	5.41 /	1.44	0.79	0.33*

		Calvary Bible College and Theological Seminary - SSI				National Four-Year Privates				
	Scale / Item	Importance	Satisfaction	SD	Gap	Importance	Satisfaction	SD	Gap	Difference
	65. Faculty are usually available after class and during office hours.	6.21	5.80	1.21	0.41	6.34	5.70	1.35	0.64	0.10
	68. Nearly all of the faculty are knowledgeable in their field.	6.54	6.18	0.99	0.36	6.56	5.86	1.29	0.70	0.32*
	69. There is a good variety of courses provided on this campus.	6.40	5.50	1.40	0.90	6.43	5.45	1.51	0.98	0.05
	70. Graduate teaching assistants are competent as classroom instructors.	6.09	5.49	1.23	0.60	6.03	5.28	1.45	0.75	0.21
	Recruitment and Financial Aid	6.18	5.60	0.85	0.58	6.23	5.13	1.25	1.10	0.47***
	4. Admissions staff are knowledgeable.	6.24	5.85	1.03	0.39	6.22	5.38	1.48	0.84	0.47**
	5. Financial aid counselors are helpful.	6.14	5.80	1.10	0.34	6.29	5.12	1.66	1.17	0.68***
	12. Financial aid awards are announced to students in time to be helpful in college planning.	6.30	5.29	1.40	1.01	6.27	5.01	1.67	1.26	0.28
	17. Adequate financial aid is available for most students.	6.37	5.13	1.43	1.24	6.41	4.93	1.68	1.48	0.20
	43. Admissions counselors respond to prospective students' unique needs and requests.	5.98	5.86	1.13	0.12	6.05	5.29	1.49	0.76	0.57***
	48. Admissions counselors accurately portray the campus in their recruiting practices.	6.09	5.66	1.22	0.43	6.14	5.10	1.66	1.04	0.56**
	Registration Effectiveness	6.21	5.72	0.92	0.49	6.22	5.19	1.18	1.03	0.53***
	11. Billing policies are reasonable.	6.27	5.57	1.20	0.70	6.16	4.71	1.68	1.45	0.86***
	20. The business office is open during hours which are convenient for most students.	6.05	5.80	1.14	0.25	5.99	5.28	1.45	0.71	0.52***
	27. The personnel involved in registration are helpful.	6.18	5.95	1.18	0.23	6.25	5.44	1.46	0.81	0.51***
	34. I am able to register for classes I need with few conflicts.	6.35	5.52	1.46	0.83	6.52	5.15	1.74	1.37	0.37*
	50. Class change (drop/add) policies are reasonable.	6.18	5.76	1.29	0.42	6.15	5.40	1.54	0.75	0.36*
	Responsiveness to Diverse Populations		5.55	1.18			5.29	1.38		0.26
	84. Institution's commitment to part-time students?		5.52	1.31			5.24	1.48		0.28
	85. Institution's commitment to evening students?		5.51	1.31			5.26	1.51		0.25

		Calvary Bible College and Theological Seminary - SSI				National Four-Year Privates				
	Scale / Item	Importance	Satisfaction	SD	Gap	Importance	Satisfaction	SD	Gap	Difference
	86. Institution's commitment to older, returning learners?		5.69 /	1.28			5.39 /	1.46		0.30
	87. Institution's commitment to under-represented populations?		5.75 /	1.30			5.30 /	1.47		0.45*
	88. Institution's commitment to commuters?		5.34 /	1.52			5.11 /	1.65		0.23
	89. Institution's commitment to students with disabilities?		5.55 /	1.36			5.44 /	1.48		0.11
	Safety and Security	6.19	5.83 /	0.88	0.36	6.21	5.04 /	1.28	1.17	0.79***
★	7. The campus is safe and secure for all students.	6.49	6.00 /	1.06	0.49	6.45	5.73 /	1.38	0.72	0.27*
	21. The amount of student parking space on campus is adequate.	5.67	5.63 /	1.36	0.04	5.98	3.99 /	2.06	1.99	1.64***
	28. Parking lots are well-lighted and secure.	6.16	5.69 /	1.28	0.47	6.07	5.13 /	1.64	0.94	0.56***
★	36. Security staff respond quickly in emergencies.	6.45	6.00 /	1.17	0.45	6.34	5.24 /	1.59	1.10	0.76***
	Service Excellence	6.10	5.62 /	0.79	0.48	6.08	5.24 /	1.11	0.84	0.38***
★	2. The campus staff are caring and helpful.	6.51	6.13 /	0.90	0.38	6.37	5.56 /	1.36	0.81	0.57***
	13. Library staff are helpful and approachable.	5.95	6.07 /	1.13	-0.12	5.80	5.69 /	1.32	0.11	0.38**
	15. The staff in the health services area are competent.	5.87	4.70 /	1.81	1.17	5.97	5.06 /	1.62	0.91	-0.36
	22. Counseling staff care about students as individuals.	6.00	5.84 /	1.17	0.16	6.06	5.24 /	1.49	0.82	0.60***
	27. The personnel involved in registration are helpful.	6.18	5.95 /	1.18	0.23	6.25	5.44 /	1.46	0.81	0.51***
	57. I seldom get the "run-around" when seeking information on this campus.	6.04	5.15 /	1.47	0.89	6.16	4.85 /	1.78	1.31	0.30
	60. I generally know what's happening on campus.	6.15	5.50 /	1.37	0.65	5.96	5.18 /	1.57	0.78	0.32*
	71. Channels for expressing student complaints are readily available.	6.02	5.29 /	1.47	0.73	6.09	4.86 /	1.69	1.23	0.43*
	Student Centeredness	6.39	6.00 /	0.77	0.39	6.26	5.43 /	1.19	0.83	0.57***
	1. Most students feel a sense of belonging here.	6.48	5.86 /	1.14	0.62	5.98	5.28 /	1.45	0.70	0.58***
★	2. The campus staff are caring and helpful.	6.51	6.13 /	0.90	0.38	6.37	5.56 /	1.36	0.81	0.57***
	10. Administrators are approachable to students.	5.99	5.81 /	0.97	0.18	6.04	5.32 /	1.42	0.72	0.49***
★	29. It is an enjoyable experience to be a student on this campus.	6.43	6.03 /	1.13	0.40	6.44	5.44 /	1.55	1.00	0.59***

		Calvary Bible College and Theological Seminary - SSI				National Four-Year Privates				
	Scale / Item	Importance	Satisfaction /	SD	Gap	Importance	Satisfaction /	SD	Gap	Difference
★	45. Students are made to feel welcome on this campus.	6.50	6.11 /	1.05	0.39	6.34	5.60 /	1.44	0.74	0.51***
★	59. This institution shows concern for students as individuals.	6.45	6.09 /	1.03	0.36	6.37	5.36 /	1.56	1.01	0.73***

*Difference statistically significant at the .05 level
 **Difference statistically significant at the .01 level
 ***Difference statistically significant at the .001 level

Summary Report

Summary	Calvary Bible College and Theological Seminary - SSI	National Four-Year Privates	Difference
So far, how has your college experience met your expectations?	5.13	4.62	0.51***
1=Much worse than expected	0%	2%	
2=Quite a bit worse than I expected	0%	2%	
3=Worse than I expected	4%	12%	
4=About what I expected	26%	32%	
5=Better than I expected	36%	24%	
6=Quite a bit better than I expected	13%	13%	
7=Much better than expected	17%	12%	
Rate your overall satisfaction with your experience here thus far.	5.95	5.27	0.68***
1=Not satisfied at all	0%	1%	
2=Not very satisfied	0%	4%	
3=Somewhat dissatisfied	0%	8%	
4=Neutral	4%	10%	
5=Somewhat satisfied	17%	17%	
6=Satisfied	45%	37%	
7=Very satisfied	29%	19%	
All in all, if you had to do it over, would you enroll here again?	6.18	5.21	0.97***
1=Definitely not	0%	4%	
2=Probably not	0%	8%	
3=Maybe not	2%	7%	
4=I don't know	7%	10%	
5=Maybe yes	6%	11%	
6=Probably yes	28%	26%	
7=Definitely yes	52%	31%	

Demographic Report

Gender

	N	%
Female	56	55.45%
Male	45	44.55%
Total	101	100%
No Answer	3	

Age

	N	%
18 and under	9	9.18%
19 to 24	81	82.65%
25 to 34	3	3.06%
35 to 44	1	1.02%
45 and over	4	4.08%
Total	98	100%
No Answer	6	

Ethnicity/Race

	N	%
African-American	5	4.95%
American Indian or Alaskan Native	0	0%
Asian or Pacific Islander	1	0.99%
Caucasian/White	87	86.14%
Hispanic	0	0%
Other race	2	1.98%
Race - Prefer not to respond	6	5.94%
Total	101	100%
No Answer	3	

Current Enrollment Status

	N	%
Day	92	97.87%
Evening	2	2.13%
Weekend	0	0%
Total	94	100%
No Answer	10	

Current Class Load

	N	%
Full-time	88	88.00%
Part-time	12	12.00%
Total	100	100%
No Answer	4	

Class Level

	N	%
Freshman	32	31.68%
Sophomore	24	23.76%
Junior	23	22.77%
Senior	18	17.82%
Special student	0	0%
Graduate/Professional	1	0.99%
Other class level	3	2.97%
Total	101	100%
No Answer	3	

Current GPA

	N	%
No credits earned	3	3.03%
1.99 or below	6	6.06%
2.0 - 2.49	8	8.08%
2.5 - 2.99	11	11.11%
3.0 - 3.49	26	26.26%
3.5 or above	45	45.45%
Total	99	100%
No Answer	5	

Educational Goal

	N	%
Associate degree	10	10.00%
Bachelor's degree	70	70.00%
Master's degree	11	11.00%
Doctorate or professional degree	2	2.00%
Certification (initial/renewal)	1	1.00%
Self-improvement/pleasure	2	2.00%
Job-related training	0	0%
Other educational goal	4	4.00%
Total	100	100%
No Answer	4	

Employment

	N	%
Full-time off campus	6	6.25%
Part-time off campus	38	39.58%
Full-time on campus	4	4.17%
Part-time on campus	21	21.88%
Not employed	27	28.13%
Total	96	100%
No Answer	8	

Current Residence

	N	%
Residence hall	71	71.00%
Fraternity / Sorority	0	0%
Own house	4	4.00%
Rent room or apt off campus	6	6.00%
Parent's home	16	16.00%
Other residence	3	3.00%
Total	100	100%
No Answer	4	

Residence Classification

	N	%
In-state	46	46.46%
Out-of-state	51	51.52%
International (not U.S. citizen)	2	2.02%
Total	99	100%
No Answer	5	

Disabilities

	N	%
Yes - Disability	5	5.10%
No - Disability	93	94.90%
Total	98	100%
No Answer	6	

Institution Was My

	N	%
1st choice	75	75.00%
2nd choice	15	15.00%
3rd choice or lower	10	10.00%
Total	100	100%
No Answer	4	







Institution Question

	N	%
Campus item - Answer 1	0	0%
Campus item - Answer 2	0	0%
Campus item - Answer 3	0	0%
Campus item - Answer 4	0	0%
Campus item - Answer 5	0	0%
Campus item - Answer 6	0	0%
Total	0	100%
No Answer	104	

Group Code








	N	%
1000 – Undeclared	7	7.45%
2010 – Bible Track – Certificate	1	1.06%
3010 – Biblical Studies – Associates	5	5.32%
3999 – Other – Associates	1	1.06%
4010 – Advanced Biblical Studies – Bachelors	19	20.21%
4020 – Biblical Counseling – Bachelors	12	12.77%
4080 – Elementary Education – Bachelors	9	9.57%
4090 – Secondary Education – Bachelors	2	2.13%
4110 – Music/Church Music – Bachelors	3	3.19%
4120 – Music Education – Bachelors	1	1.06%
4140 – Pastoral Studies – Bachelors	3	3.19%
4300 – Children’s Ministry – Bachelors	2	2.13%
4310 – Intercultural Studies – Bachelors	1	1.06%
4320 – Music Performance and Pedagogy – Bachelors	6	6.38%
4340 – Professional Directed Studies – Bachelors	6	6.38%
4350 – Theater Arts – Bachelors	5	5.32%
4370 – Youth Ministry	7	7.45%
4510 – Combination of two minors – Bachelors	1	1.06%
5010 – Bible and Theology – Masters	1	1.06%
5020 – Biblical Counseling – Masters	2	2.13%
Total	94	100%
No Answer	10	

Strategic Planning Report vs ABHE









Strengths and Challenges	
Strengths	vs. Comparison
16. The instruction in my major field is excellent.	
76. Campus item 3	
39. I am able to experience intellectual growth here.	
68. Nearly all of the faculty are knowledgeable in their field.	
58. The quality of instruction I receive in most of my classes is excellent.	
2. The campus staff are caring and helpful.	
45. Students are made to feel welcome on this campus.	
6. My academic advisor is approachable.	
7. The campus is safe and secure for all students.	
33. My academic advisor is knowledgeable about requirements in my major.	
36. Security staff respond quickly in emergencies.	
59. This institution shows concern for students as individuals.	
29. It is an enjoyable experience to be a student on this campus.	
14. My academic advisor is concerned about my success as an individual.	
62. There is a strong commitment to racial harmony on this campus.	
3. Faculty care about me as an individual.	
Challenges	
8. The content of the courses within my major is valuable.	
75. Campus item 2	
55. Major requirements are clear and reasonable.	
66. Tuition paid is a worthwhile investment.	
69. There is a good variety of courses provided on this campus.	
17. Adequate financial aid is available for most students.	
77. Campus item 4	
34. I am able to register for classes I need with few conflicts.	
63. Student disciplinary procedures are fair.	
12. Financial aid awards are announced to students in time to be helpful in college planning.	
38. There is an adequate selection of food available in the cafeteria.	
72. On the whole, the campus is well-maintained.	
40. Residence hall regulations are reasonable.	
47. Faculty provide timely feedback about student progress in a course.	
73. Student activities fees are put to good use.	
Benchmarks	
Higher Satisfaction vs. ABHE 2010-2013 Form A	
6. My academic advisor is approachable.	
33. My academic advisor is knowledgeable about requirements in my major.	
23. Living conditions in the residence halls are comfortable (adequate space, lighting, heat, air, etc.)	
36. Security staff respond quickly in emergencies.	
14. My academic advisor is concerned about my success as an individual.	
38. There is an adequate selection of food available in the cafeteria.	








Lower Satisfaction vs. ABHE 2010-2013 Form A	
72. On the whole, the campus is well-maintained.	
Higher Importance vs. ABHE 2010-2013 Form A	
1. Most students feel a sense of belonging here.	
23. Living conditions in the residence halls are comfortable (adequate space, lighting, heat, air, etc.)	
38. There is an adequate selection of food available in the cafeteria.	
40. Residence hall regulations are reasonable.	






Item Report vs ABHE

Item	Calvary Bible College and Theological Seminary				ABHE 2010-2013 Form A				Difference
	Importance	Satisfaction	SD	Gap	Importance	Satisfaction	SD	Gap	
1. Most students feel a sense of belonging here.	6.48	5.86	1.14	0.62	6.26	5.66	1.27	0.60	0.20
 2. The campus staff are caring and helpful.	6.51	6.13	0.90	0.38	6.48	6.06	1.08	0.42	0.07
 3. Faculty care about me as an individual.	6.33	6.08	1.01	0.25	6.34	6.00	1.11	0.34	0.08
 4. Admissions staff are knowledgeable.	6.24	5.85	1.03	0.39	6.31	5.87	1.20	0.44	-0.02
5. Financial aid counselors are helpful.	6.14	5.80	1.10	0.34	6.36	5.69	1.40	0.67	0.11
 6. My academic advisor is approachable.	6.50	6.48	0.79	0.02	6.43	6.03	1.31	0.40	0.45***
 7. The campus is safe and secure for all students.	6.49	6.00	1.06	0.49	6.43	5.99	1.23	0.44	0.01
 8. The content of the courses within my major is valuable.	6.71	5.90	1.03	0.81	6.64	5.91	1.20	0.73	-0.01
9. A variety of intramural activities are offered.	5.21	4.82	1.51	0.39	4.97	5.20	1.48	-0.23	-0.38*
10. Administrators are approachable to students.	5.99	5.81	0.97	0.18	6.13	5.83	1.18	0.30	-0.02
11. Billing policies are reasonable.	6.27	5.57	1.20	0.70	6.23	5.35	1.43	0.88	0.22
 12. Financial aid awards are announced to students in time to be helpful in college planning.	6.30	5.29	1.40	1.01	6.33	5.46	1.44	0.87	-0.17
13. Library staff are helpful and approachable.	5.95	6.07	1.13	-0.12	5.90	6.02	1.17	-0.12	0.05

		Calvary Bible College and Theological Seminary				ABHE 2010-2013 Form A				
	Item	Importance	Satisfaction	SD	Gap	Importance	Satisfaction	SD	Gap	Difference
★	14. My academic advisor is concerned about my success as an individual.	6.38	6.41	0.93	-0.03	6.40	5.98	1.27	0.42	0.43***
	15. The staff in the health services area are competent.	5.87	4.70	1.81	1.17	5.92	5.34	1.50	0.58	-0.64***
★	16. The instruction in my major field is excellent.	6.67	5.97	1.11	0.70	6.59	5.90	1.22	0.69	0.07
🚩	17. Adequate financial aid is available for most students.	6.37	5.13	1.43	1.24	6.46	5.35	1.49	1.11	-0.22
	18. Library resources and services are adequate.	6.23	5.86	1.08	0.37	6.25	5.80	1.22	0.45	0.06
	19. My academic advisor helps me set goals to work toward.	6.11	5.66	1.31	0.45	6.07	5.43	1.47	0.64	0.23
	20. The business office is open during hours which are convenient for most students.	6.05	5.80	1.14	0.25	6.11	5.78	1.24	0.33	0.02
	21. The amount of student parking space on campus is adequate.	5.67	5.63	1.36	0.04	5.98	4.78	1.90	1.20	0.85***
	22. Counseling staff care about students as individuals.	6.00	5.84	1.17	0.16	6.23	5.76	1.30	0.47	0.08
	23. Living conditions in the residence halls are comfortable (adequate space, lighting, heat, air, etc.)	6.45	5.76	1.36	0.69	6.27	5.20	1.61	1.07	0.56**
	24. The intercollegiate athletic programs contribute to a strong sense of school spirit.	5.17	5.03	1.45	0.14	5.44	5.12	1.57	0.32	-0.09
	25. Faculty are fair and unbiased in their treatment of individual students.	6.37	5.76	1.13	0.61	6.44	5.68	1.34	0.76	0.08
	26. Computer labs are adequate and accessible.	5.74	5.52	1.39	0.22	5.92	5.58	1.43	0.34	-0.06
	27. The personnel involved in registration are helpful.	6.18	5.95	1.18	0.23	6.28	5.89	1.18	0.39	0.06
	28. Parking lots are well-lighted and secure.	6.16	5.69	1.28	0.47	6.02	5.48	1.49	0.54	0.21
★	29. It is an enjoyable experience to be a student on this campus.	6.43	6.03	1.13	0.40	6.51	5.97	1.31	0.54	0.06
	30. Residence hall staff are concerned about me as an individual.	6.18	5.82	1.24	0.36	6.19	5.74	1.43	0.45	0.08
	31. Males and females have equal opportunities to participate in intercollegiate athletics.	5.29	5.60	1.41	-0.31	5.53	5.72	1.38	-0.19	-0.12
	32. Tutoring services are readily available.	5.77	6.08	1.11	-0.31	5.71	5.64	1.36	0.07	0.44**





		Calvary Bible College and Theological Seminary				ABHE 2010-2013 Form A				
	Item	Importance	Satisfaction	SD	Gap	Importance	Satisfaction	SD	Gap	Difference
	33. My academic advisor is knowledgeable about requirements in my major.	6.48	6.46	0.84	0.02	6.54	5.98	1.33	0.56	0.48***
	34. I am able to register for classes I need with few conflicts.	6.35	5.52	1.46	0.83	6.51	5.75	1.35	0.76	-0.23
	35. The assessment and course placement procedures are reasonable.	6.02	5.40	1.40	0.62	6.19	5.74	1.20	0.45	-0.34**
	36. Security staff respond quickly in emergencies.	6.45	6.00	1.17	0.45	6.32	5.49	1.51	0.83	0.51**
	37. I feel a sense of pride about my campus.	6.10	5.65	1.24	0.45	6.01	5.58	1.46	0.43	0.07
	38. There is an adequate selection of food available in the cafeteria.	6.30	5.27	1.72	1.03	6.09	4.73	1.77	1.36	0.54**
	39. I am able to experience intellectual growth here.	6.57	6.13	1.02	0.44	6.56	6.05	1.14	0.51	0.08
	40. Residence hall regulations are reasonable.	6.28	5.52	1.68	0.76	6.12	5.34	1.60	0.78	0.18
	41. There is a commitment to academic excellence on this campus.	6.42	5.91	1.10	0.51	6.44	5.84	1.25	0.60	0.07
	42. There are a sufficient number of weekend activities for students.	5.44	4.80	1.55	0.64	5.53	4.83	1.66	0.70	-0.03
	43. Admissions counselors respond to prospective students' unique needs and requests.	5.98	5.86	1.13	0.12	6.12	5.71	1.28	0.41	0.15
	44. Academic support services adequately meet the needs of students.	5.86	5.66	1.16	0.20	6.14	5.72	1.22	0.42	-0.06
	45. Students are made to feel welcome on this campus.	6.50	6.11	1.05	0.39	6.46	6.01	1.21	0.45	0.10
	46. I can easily get involved in campus organizations.	5.70	5.42	1.33	0.28	5.95	5.62	1.38	0.33	-0.20
	47. Faculty provide timely feedback about student progress in a course.	6.28	5.40	1.42	0.88	6.33	5.43	1.37	0.90	-0.03
	48. Admissions counselors accurately portray the campus in their recruiting practices.	6.09	5.66	1.22	0.43	6.18	5.61	1.40	0.57	0.05
	49. There are adequate services to help me decide upon a career.	5.93	5.14	1.41	0.79	6.21	5.34	1.48	0.87	-0.20
	50. Class change (drop/add) policies are reasonable.	6.18	5.76	1.29	0.42	6.11	5.80	1.26	0.31	-0.04










	Calvary Bible College and Theological Seminary				ABHE 2010-2013 Form A				
Item	Importance	Satisfaction	SD	Gap	Importance	Satisfaction	SD	Gap	Difference
51. This institution has a good reputation within the community.	6.45	5.90 /	1.30	0.55	6.40	6.00 /	1.24	0.40	-0.10
52. The student center is a comfortable place for students to spend their leisure time.	6.16	5.76 /	1.31	0.40	6.04	5.68 /	1.39	0.36	0.08
53. Faculty take into consideration student differences as they teach a course.	6.27	5.61 /	1.26	0.66	6.22	5.55 /	1.33	0.67	0.06
54. Bookstore staff are helpful.	5.41	5.22 /	1.58	0.19	5.89	5.85 /	1.31	0.04	-0.63***
 55. Major requirements are clear and reasonable.	6.47	5.73 /	1.34	0.74	6.45	5.85 /	1.18	0.60	-0.12
56. The student handbook provides helpful information about campus life.	6.00	5.61 /	1.41	0.39	5.82	5.60 /	1.33	0.22	0.01
57. I seldom get the "run-around" when seeking information on this campus.	6.04	5.15 /	1.47	0.89	6.16	5.43 /	1.50	0.73	-0.28
 58. The quality of instruction I receive in most of my classes is excellent.	6.53	5.98 /	1.08	0.55	6.55	5.90 /	1.18	0.65	0.08
 59. This institution shows concern for students as individuals.	6.45	6.09 /	1.03	0.36	6.48	6.01 /	1.22	0.47	0.08
60. I generally know what's happening on campus.	6.15	5.50 /	1.37	0.65	6.01	5.55 /	1.44	0.46	-0.05
61. Adjunct faculty are competent as classroom instructors.	6.37	5.74 /	1.23	0.63	6.23	5.75 /	1.27	0.48	-0.01
 62. There is a strong commitment to racial harmony on this campus.	6.34	6.10 /	1.14	0.24	6.21	5.85 /	1.31	0.36	0.25
 63. Student disciplinary procedures are fair.	6.35	5.53 /	1.55	0.82	6.25	5.57 /	1.48	0.68	-0.04
64. New student orientation services help students adjust to college.	6.09	5.58 /	1.24	0.51	6.12	5.67 /	1.42	0.45	-0.09
65. Faculty are usually available after class and during office hours.	6.21	5.80 /	1.21	0.41	6.34	5.96 /	1.12	0.38	-0.16
 66. Tuition paid is a worthwhile investment.	6.47	5.54 /	1.45	0.93	6.52	5.56 /	1.42	0.96	-0.02
67. Freedom of expression is protected on campus.	6.12	5.41 /	1.46	0.71	6.22	5.49 /	1.51	0.73	-0.08
 68. Nearly all of the faculty are knowledgeable in their field.	6.54	6.18 /	0.99	0.36	6.59	6.20 /	1.04	0.39	-0.02
 69. There is a good variety of courses provided on this campus.	6.40	5.50 /	1.40	0.90	6.43	5.47 /	1.47	0.96	0.03






		Calvary Bible College and Theological Seminary				ABHE 2010-2013 Form A				
	Item	Importance	Satisfaction	SD	Gap	Importance	Satisfaction	SD	Gap	Difference
	70. Graduate teaching assistants are competent as classroom instructors.	6.09	5.49 /	1.23	0.60	5.99	5.54 /	1.33	0.45	-0.05
	71. Channels for expressing student complaints are readily available.	6.02	5.29 /	1.47	0.73	6.06	5.16 /	1.58	0.90	0.13
	72. On the whole, the campus is well-maintained.	6.29	5.49 /	1.29	0.80	6.31	5.81 /	1.36	0.50	-0.32*
	73. Student activities fees are put to good use.	6.28	5.40 /	1.48	0.88	6.19	5.23 /	1.55	0.96	0.17
	74. Campus item 1	5.31	4.91 /	1.42	0.40					
	75. Campus item 2	6.51	5.58 /	1.57	0.93					
	76. Campus item 3	6.66	6.18 /	1.18	0.48					
	77. Campus item 4	6.37	5.37 /	1.46	1.00					
	78. Campus item 5	5.88	6.09 /	1.06	-0.21					
	79. Campus item 6	5.73	5.92 /	1.13	-0.19					
	80. Campus item 7	5.65	5.73 /	1.30	-0.08					
	84. Institution's commitment to part-time students?		5.52 /	1.31			5.60 /	1.28		-0.08
	85. Institution's commitment to evening students?		5.51 /	1.31			5.48 /	1.38		0.03
	86. Institution's commitment to older, returning learners?		5.69 /	1.28			5.70 /	1.25		-0.01
	87. Institution's commitment to under-represented populations?		5.75 /	1.30			5.56 /	1.32		0.19
	88. Institution's commitment to commuters?		5.34 /	1.52			5.48 /	1.42		-0.14
	89. Institution's commitment to students with disabilities?		5.55 /	1.36			5.49 /	1.49		0.06
	90. Cost as factor in decision to enroll.	6.20				6.14				
	91. Financial aid as factor in decision to enroll.	6.13				6.16				
	92. Academic reputation as factor in decision to enroll.	5.90				5.97				
	93. Size of institution as factor in decision to enroll.	4.88				4.94				
	94. Opportunity to play sports as factor in decision to enroll.	3.48				3.80				
	95. Recommendations from family/friends as factor in decision to enroll.	5.60				5.36				
	96. Geographic setting as factor in decision to enroll.	4.88				5.12				

	Calvary Bible College and Theological Seminary				ABHE 2010-2013 Form A				
Item	Importance	Satisfaction	SD	Gap	Importance	Satisfaction	SD	Gap	Difference
97. Campus appearance as factor in decision to enroll.	4.87				5.06				
98. Personalized attention prior to enrollment as factor in decision to enroll.	5.45				5.55				

Scale Report vs. ABHE

	Calvary Bible College and Theological Seminary				ABHE 2010-2013 Form A				
Scale / Item	Importance	Satisfaction	SD	Gap	Importance	Satisfaction	SD	Gap	Difference
Student Centeredness	6.39	6.00	0.77	0.39	6.39	5.92	0.96	0.47	0.08
1. Most students feel a sense of belonging here.	6.48	5.86	1.14	0.62	6.26	5.66	1.27	0.60	0.20
 2. The campus staff are caring and helpful.	6.51	6.13	0.90	0.38	6.48	6.06	1.08	0.42	0.07
10. Administrators are approachable to students.	5.99	5.81	0.97	0.18	6.13	5.83	1.18	0.30	-0.02
 29. It is an enjoyable experience to be a student on this campus.	6.43	6.03	1.13	0.40	6.51	5.97	1.31	0.54	0.06
 45. Students are made to feel welcome on this campus.	6.50	6.11	1.05	0.39	6.46	6.01	1.21	0.45	0.10
 59. This institution shows concern for students as individuals.	6.45	6.09	1.03	0.36	6.48	6.01	1.22	0.47	0.08
Campus Life	5.93	5.42	0.92	0.51	5.91	5.39	1.00	0.52	0.03
9. A variety of intramural activities are offered.	5.21	4.82	1.51	0.39	4.97	5.20	1.48	-0.23	-0.38*
23. Living conditions in the residence halls are comfortable (adequate space, lighting, heat, air, etc.)	6.45	5.76	1.36	0.69	6.27	5.20	1.61	1.07	0.56**
24. The intercollegiate athletic programs contribute to a strong sense of school spirit.	5.17	5.03	1.45	0.14	5.44	5.12	1.57	0.32	-0.09
30. Residence hall staff are concerned about me as an individual.	6.18	5.82	1.24	0.36	6.19	5.74	1.43	0.45	0.08
31. Males and females have equal opportunities to participate in intercollegiate athletics.	5.29	5.60	1.41	-0.31	5.53	5.72	1.38	-0.19	-0.12

		Calvary Bible College and Theological Seminary				ABHE 2010-2013 Form A				
Scale / Item		Importance	Satisfaction /	SD	Gap	Importance	Satisfaction /	SD	Gap	Difference
	38. There is an adequate selection of food available in the cafeteria.	6.30	5.27 /	1.72	1.03	6.09	4.73 /	1.77	1.36	0.54**
	40. Residence hall regulations are reasonable.	6.28	5.52 /	1.68	0.76	6.12	5.34 /	1.60	0.78	0.18
	42. There are a sufficient number of weekend activities for students.	5.44	4.80 /	1.55	0.64	5.53	4.83 /	1.66	0.70	-0.03
	46. I can easily get involved in campus organizations.	5.70	5.42 /	1.33	0.28	5.95	5.62 /	1.38	0.33	-0.20
	52. The student center is a comfortable place for students to spend their leisure time.	6.16	5.76 /	1.31	0.40	6.04	5.68 /	1.39	0.36	0.08
	56. The student handbook provides helpful information about campus life.	6.00	5.61 /	1.41	0.39	5.82	5.60 /	1.33	0.22	0.01
	63. Student disciplinary procedures are fair.	6.35	5.53 /	1.55	0.82	6.25	5.57 /	1.48	0.68	-0.04
	64. New student orientation services help students adjust to college.	6.09	5.58 /	1.24	0.51	6.12	5.67 /	1.42	0.45	-0.09
	67. Freedom of expression is protected on campus.	6.12	5.41 /	1.46	0.71	6.22	5.49 /	1.51	0.73	-0.08
	73. Student activities fees are put to good use.	6.28	5.40 /	1.48	0.88	6.19	5.23 /	1.55	0.96	0.17
Instructional Effectiveness		6.42	5.82 /	0.75	0.60	6.42	5.80 /	0.88	0.62	0.02
	3. Faculty care about me as an individual.	6.33	6.08 /	1.01	0.25	6.34	6.00 /	1.11	0.34	0.08
	8. The content of the courses within my major is valuable.	6.71	5.90 /	1.03	0.81	6.64	5.91 /	1.20	0.73	-0.01
	16. The instruction in my major field is excellent.	6.67	5.97 /	1.11	0.70	6.59	5.90 /	1.22	0.69	0.07
	25. Faculty are fair and unbiased in their treatment of individual students.	6.37	5.76 /	1.13	0.61	6.44	5.68 /	1.34	0.76	0.08
	39. I am able to experience intellectual growth here.	6.57	6.13 /	1.02	0.44	6.56	6.05 /	1.14	0.51	0.08
	41. There is a commitment to academic excellence on this campus.	6.42	5.91 /	1.10	0.51	6.44	5.84 /	1.25	0.60	0.07
	47. Faculty provide timely feedback about student progress in a course.	6.28	5.40 /	1.42	0.88	6.33	5.43 /	1.37	0.90	-0.03
	53. Faculty take into consideration student differences as they teach a course.	6.27	5.61 /	1.26	0.66	6.22	5.55 /	1.33	0.67	0.06

		Calvary Bible College and Theological Seminary				ABHE 2010-2013 Form A				
Scale / Item		Importance	Satisfaction	SD	Gap	Importance	Satisfaction	SD	Gap	Difference
	58. The quality of instruction I receive in most of my classes is excellent.	6.53	5.98	1.08	0.55	6.55	5.90	1.18	0.65	0.08
	61. Adjunct faculty are competent as classroom instructors.	6.37	5.74	1.23	0.63	6.23	5.75	1.27	0.48	-0.01
	65. Faculty are usually available after class and during office hours.	6.21	5.80	1.21	0.41	6.34	5.96	1.12	0.38	-0.16
	68. Nearly all of the faculty are knowledgeable in their field.	6.54	6.18	0.99	0.36	6.59	6.20	1.04	0.39	-0.02
	69. There is a good variety of courses provided on this campus.	6.40	5.50	1.40	0.90	6.43	5.47	1.47	0.96	0.03
	70. Graduate teaching assistants are competent as classroom instructors.	6.09	5.49	1.23	0.60	5.99	5.54	1.33	0.45	-0.05
Recruitment and Financial Aid		6.18	5.60	0.85	0.58	6.30	5.61	1.02	0.69	-0.01
	4. Admissions staff are knowledgeable.	6.24	5.85	1.03	0.39	6.31	5.87	1.20	0.44	-0.02
	5. Financial aid counselors are helpful.	6.14	5.80	1.10	0.34	6.36	5.69	1.40	0.67	0.11
	12. Financial aid awards are announced to students in time to be helpful in college planning.	6.30	5.29	1.40	1.01	6.33	5.46	1.44	0.87	-0.17
	17. Adequate financial aid is available for most students.	6.37	5.13	1.43	1.24	6.46	5.35	1.49	1.11	-0.22
	43. Admissions counselors respond to prospective students' unique needs and requests.	5.98	5.86	1.13	0.12	6.12	5.71	1.28	0.41	0.15
	48. Admissions counselors accurately portray the campus in their recruiting practices.	6.09	5.66	1.22	0.43	6.18	5.61	1.40	0.57	0.05
Campus Support Services		5.86	5.67	0.88	0.19	6.01	5.71	0.90	0.30	-0.04
	13. Library staff are helpful and approachable.	5.95	6.07	1.13	-0.12	5.90	6.02	1.17	-0.12	0.05
	18. Library resources and services are adequate.	6.23	5.86	1.08	0.37	6.25	5.80	1.22	0.45	0.06
	26. Computer labs are adequate and accessible.	5.74	5.52	1.39	0.22	5.92	5.58	1.43	0.34	-0.06
	32. Tutoring services are readily available.	5.77	6.08	1.11	-0.31	5.71	5.64	1.36	0.07	0.44**

		Calvary Bible College and Theological Seminary				ABHE 2010-2013 Form A				
Scale / Item		Importance	Satisfaction	SD	Gap	Importance	Satisfaction	SD	Gap	Difference
	44. Academic support services adequately meet the needs of students.	5.86	5.66	1.16	0.20	6.14	5.72	1.22	0.42	-0.06
	49. There are adequate services to help me decide upon a career.	5.93	5.14	1.41	0.79	6.21	5.34	1.48	0.87	-0.20
	54. Bookstore staff are helpful.	5.41	5.22	1.58	0.19	5.89	5.85	1.31	0.04	-0.63***
Academic Advising		6.39	6.15	0.80	0.24	6.38	5.86	1.06	0.52	0.29**
★	6. My academic advisor is approachable.	6.50	6.48	0.79	0.02	6.43	6.03	1.31	0.40	0.45***
★	14. My academic advisor is concerned about my success as an individual.	6.38	6.41	0.93	-0.03	6.40	5.98	1.27	0.42	0.43***
	19. My academic advisor helps me set goals to work toward.	6.11	5.66	1.31	0.45	6.07	5.43	1.47	0.64	0.23
★	33. My academic advisor is knowledgeable about requirements in my major.	6.48	6.46	0.84	0.02	6.54	5.98	1.33	0.56	0.48***
🚩	55. Major requirements are clear and reasonable.	6.47	5.73	1.34	0.74	6.45	5.85	1.18	0.60	-0.12
Registration Effectiveness		6.21	5.72	0.92	0.49	6.25	5.72	0.93	0.53	0.00
	11. Billing policies are reasonable.	6.27	5.57	1.20	0.70	6.23	5.35	1.43	0.88	0.22
	20. The business office is open during hours which are convenient for most students.	6.05	5.80	1.14	0.25	6.11	5.78	1.24	0.33	0.02
	27. The personnel involved in registration are helpful.	6.18	5.95	1.18	0.23	6.28	5.89	1.18	0.39	0.06
🚩	34. I am able to register for classes I need with few conflicts.	6.35	5.52	1.46	0.83	6.51	5.75	1.35	0.76	-0.23
	50. Class change (drop/add) policies are reasonable.	6.18	5.76	1.29	0.42	6.11	5.80	1.26	0.31	-0.04
Safety and Security		6.19	5.83	0.88	0.36	6.18	5.44	1.15	0.74	0.39***
★	7. The campus is safe and secure for all students.	6.49	6.00	1.06	0.49	6.43	5.99	1.23	0.44	0.01
	21. The amount of student parking space on campus is adequate.	5.67	5.63	1.36	0.04	5.98	4.78	1.90	1.20	0.85***
	28. Parking lots are well-lighted and secure.	6.16	5.69	1.28	0.47	6.02	5.48	1.49	0.54	0.21
★	36. Security staff respond quickly in emergencies.	6.45	6.00	1.17	0.45	6.32	5.49	1.51	0.83	0.51**
Concern for the Individual		6.29	6.01	0.75	0.28	6.35	5.87	0.94	0.48	0.14

		Calvary Bible College and Theological Seminary				ABHE 2010-2013 Form A				
Scale / Item		Importance	Satisfaction	SD	Gap	Importance	Satisfaction	SD	Gap	Difference
★	3. Faculty care about me as an individual.	6.33	6.08	1.01	0.25	6.34	6.00	1.11	0.34	0.08
★	14. My academic advisor is concerned about my success as an individual.	6.38	6.41	0.93	-0.03	6.40	5.98	1.27	0.42	0.43***
	22. Counseling staff care about students as individuals.	6.00	5.84	1.17	0.16	6.23	5.76	1.30	0.47	0.08
	25. Faculty are fair and unbiased in their treatment of individual students.	6.37	5.76	1.13	0.61	6.44	5.68	1.34	0.76	0.08
	30. Residence hall staff are concerned about me as an individual.	6.18	5.82	1.24	0.36	6.19	5.74	1.43	0.45	0.08
★	59. This institution shows concern for students as individuals.	6.45	6.09	1.03	0.36	6.48	6.01	1.22	0.47	0.08
Service Excellence		6.10	5.62	0.79	0.48	6.13	5.67	0.91	0.46	-0.05
★	2. The campus staff are caring and helpful.	6.51	6.13	0.90	0.38	6.48	6.06	1.08	0.42	0.07
	13. Library staff are helpful and approachable.	5.95	6.07	1.13	-0.12	5.90	6.02	1.17	-0.12	0.05
	15. The staff in the health services area are competent.	5.87	4.70	1.81	1.17	5.92	5.34	1.50	0.58	-0.64***
	22. Counseling staff care about students as individuals.	6.00	5.84	1.17	0.16	6.23	5.76	1.30	0.47	0.08
	27. The personnel involved in registration are helpful.	6.18	5.95	1.18	0.23	6.28	5.89	1.18	0.39	0.06
	57. I seldom get the "run-around" when seeking information on this campus.	6.04	5.15	1.47	0.89	6.16	5.43	1.50	0.73	-0.28
	60. I generally know what's happening on campus.	6.15	5.50	1.37	0.65	6.01	5.55	1.44	0.46	-0.05
	71. Channels for expressing student complaints are readily available.	6.02	5.29	1.47	0.73	6.06	5.16	1.58	0.90	0.13
Responsiveness to Diverse Populations			5.55	1.18			5.55	1.19		0.00
	84. Institution's commitment to part-time students?		5.52	1.31			5.60	1.28		-0.08
	85. Institution's commitment to evening students?		5.51	1.31			5.48	1.38		0.03
	86. Institution's commitment to older, returning learners?		5.69	1.28			5.70	1.25		-0.01

		Calvary Bible College and Theological Seminary				ABHE 2010-2013 Form A				
Scale / Item		Importance	Satisfaction /	SD	Gap	Importance	Satisfaction /	SD	Gap	Difference
87. Institution's commitment to under-represented populations?			5.75 /	1.30			5.56 /	1.32		0.19
88. Institution's commitment to commuters?			5.34 /	1.52			5.48 /	1.42		-0.14
89. Institution's commitment to students with disabilities?			5.55 /	1.36			5.49 /	1.49		0.06
Campus Climate		6.31	5.80 /	0.79	0.51	6.30	5.77 /	0.91	0.53	0.03
1. Most students feel a sense of belonging here.		6.48	5.86 /	1.14	0.62	6.26	5.66 /	1.27	0.60	0.20
★ 2. The campus staff are caring and helpful.		6.51	6.13 /	0.90	0.38	6.48	6.06 /	1.08	0.42	0.07
★ 3. Faculty care about me as an individual.		6.33	6.08 /	1.01	0.25	6.34	6.00 /	1.11	0.34	0.08
★ 7. The campus is safe and secure for all students.		6.49	6.00 /	1.06	0.49	6.43	5.99 /	1.23	0.44	0.01
10. Administrators are approachable to students.		5.99	5.81 /	0.97	0.18	6.13	5.83 /	1.18	0.30	-0.02
★ 29. It is an enjoyable experience to be a student on this campus.		6.43	6.03 /	1.13	0.40	6.51	5.97 /	1.31	0.54	0.06
37. I feel a sense of pride about my campus.		6.10	5.65 /	1.24	0.45	6.01	5.58 /	1.46	0.43	0.07
41. There is a commitment to academic excellence on this campus.		6.42	5.91 /	1.10	0.51	6.44	5.84 /	1.25	0.60	0.07
★ 45. Students are made to feel welcome on this campus.		6.50	6.11 /	1.05	0.39	6.46	6.01 /	1.21	0.45	0.10
51. This institution has a good reputation within the community.		6.45	5.90 /	1.30	0.55	6.40	6.00 /	1.24	0.40	-0.10
57. I seldom get the "run-around" when seeking information on this campus.		6.04	5.15 /	1.47	0.89	6.16	5.43 /	1.50	0.73	-0.28
59. This institution shows concern for students as individuals.		6.45	6.09 /	1.03	0.36	6.48	6.01 /	1.22	0.47	0.08
60. I generally know what's happening on campus.		6.15	5.50 /	1.37	0.65	6.01	5.55 /	1.44	0.46	-0.05
★ 62. There is a strong commitment to racial harmony on this campus.		6.34	6.10 /	1.14	0.24	6.21	5.85 /	1.31	0.36	0.25
🚩 66. Tuition paid is a worthwhile investment.		6.47	5.54 /	1.45	0.93	6.52	5.56 /	1.42	0.96	-0.02
67. Freedom of expression is protected on campus.		6.12	5.41 /	1.46	0.71	6.22	5.49 /	1.51	0.73	-0.08

Scale / Item	Calvary Bible College and Theological Seminary				ABHE 2010-2013 Form A				
	Importance	Satisfaction	SD	Gap	Importance	Satisfaction	SD	Gap	Difference
71. Channels for expressing student complaints are readily available.	6.02	5.29	1.47	0.73	6.06	5.16	1.58	0.90	0.13

National Group Means are based on 3967 records

- *Difference statistically significant at the .05 level
- **Difference statistically significant at the .01 level
- ***Difference statistically significant at the .001 level

Summary Report vs. ABHE

Summary	Calvary Bible College and Theological Seminary	ABHE 2010-2013 Form A	Difference
So far, how has your college experience met your expectations?	5.13	5.03	0.10
1=Much worse than expected	0%	1%	
2=Quite a bit worse than I expected	0%	1%	
3=Worse than I expected	4%	7%	
4=About what I expected	26%	25%	
5=Better than I expected	36%	28%	
6=Quite a bit better than I expected	13%	18%	
7=Much better than expected	17%	17%	
Rate your overall satisfaction with your experience here thus far.	5.95	5.73	0.22
1=Not satisfied at all	0%	0%	
2=Not very satisfied	0%	2%	
3=Somewhat dissatisfied	0%	5%	
4=Neutral	4%	6%	
5=Somewhat satisfied	17%	13%	
6=Satisfied	45%	42%	
7=Very satisfied	29%	29%	
All in all, if you had to do it over, would you enroll here again?	6.18	5.90	0.27
1=Definitely not	0%	1%	
2=Probably not	0%	4%	
3=Maybe not	2%	3%	
4=I don't know	7%	6%	
5=Maybe yes	6%	8%	
6=Probably yes	28%	25%	
7=Definitely yes	52%	49%	